

Traffic Control & Roadway Safety Products




1-800-367-1492
www.cpcsigns.com


Pages 30-31
 Comprehensive
 Branding Program



NO HASSLE
CART SERVICE



24/7 ACCESS
FOR PLACING
ORDERS



MY ACCOUNT
MANAGEMENT
TOOLS



SECURE
ONLINE
ACCOUNT

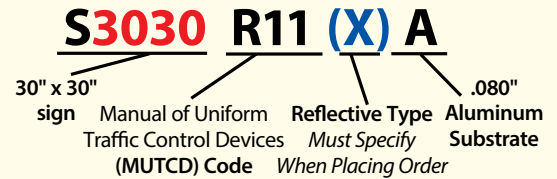
Notice Regarding Traffic Signs

Traffic signs depicted in this catalog will be made from ASTM Type III/IV High Intensity Prismatic Reflective on .080" thick aluminum unless otherwise noted.

Our Products Use:



Product Code Explanation



Traffic Signs3-27

- Regulatory Speed Limit • Intersection 3
- Parking 4-5
- Traffic Prohibition • Pedestrian 6
- Intersection & Center Lane • Passing & Guidance 6
- Road Closed • Weight • Bike • Dating Stickers 7
- Warning 8-10
- Guide • Route • Service • Civic 11-13

Delineators & Object Markers 14-19

- Brite-Max Reflectors • Enhanced Conspicuity 14-15
- LED Sign Alerts • Speed Radar • Arrow Boards 16-17
- Brite-Max Delineators • Object Markers 18-19
- CPC Standard Street Name Sign Checklist 20
- Comprehensive Street Name Sign Checklist 21

Street Name Finished Signs & Blanks 22-23

Metro Street Name Signs • Sign Backers 24

Decals & Promotional Products 25

Routed Sign Blanks & Finished Signs 26-27

Special Legend Parking Signs 28

Semi-Custom Universal Parking Signs 28-29

CPC Comprehensive Branding Program ... 30-31

Wayfinding Program Overview 32-33

Custom Street Name Packages 34-45

OSHA • Jobsite, Building & Facility Signs ..46-47

Posts • Brackets • Hardware 48-73

- U-Channel Posts, Brackets & Hardware 48-51
- Round Posts, Brackets & Hardware 52-57
- Square Posts, Brackets & Hardware 58-63
- Manual Drive Caps, Post Drivers & Post Pullers 64
- JackJaw® Post Extractors 65
- Pneumatic (Air), Hydraulic, Gas Post Drivers 64-66
- Pole Brackets • Stainless Steel Strapping Kits & Tools ... 67-69
- Overhead Brackets 70
- Base & Post Kits 71-73

School Zone Safety Products74-75

- In Street Pedestrian Crosswalk Signage 75

Incident Management & Personal Safety.. 76-77

- Incident Management Kits Collapsible Cones 76
- Roll-Up Signs for Forest Service 76
- Traffic Batons • 5-P Breakaway Vests 76
- Standard & Compact Roll-Up Signs 77
- Compact Sign System • Storage Bags 77

Construction Work Zone 78-93

- Cones • Cone Bars • Barricade Sheeting Rolls 78
- Barrier Tapes 79
- Channelizers 79-81
- Barrels • Drums 80
- Barricades: Type I, II & III • A-Frame Barricades 80-83
- Construction Signs / Roll Up Signs 84-86
- Gemstone Vertical Panel Messaging Systems 87
- Sandwich/Message Boards 87
- Pedestrian Barriers & Barricades 88
- Trench Covers • Curb Ramps 89
- Safety Vests 89
- Sign Stands 90
- Safety Flags • SMV Emblem • Conspicuity Tape 91
- Barricade Lights • Light Brackets 91
- Vehicle Mount Sign Holders 91
- Hand Paddles 92-93

Sign Shop Supplies 94-102

- Roll Goods & Application Accessories 94-96
- Plastic and Wire Sign Stands 97
- Die Cut Letters & Numbers 97


Substrates 96-102

- ACM • Magnetics • License Plate Blanks 96
- Sandwich Boards/Corrugated Plastic/Die Cuts 97
- Reflective Custom Blanks 98
- Aluminum Sheets • Precut .040" Blanks 99
- Sheeted & Bare Aluminum Blanks 100-101
- Border Blanks • OSHA Headers 102

Utility Safety Products103

Pavement Markings104-119

- 3M Raised Pavement Markers 104
- Ceramic Traffic Buttons & Jiggle Bars 104
- Traffic Buttons • Chip Seal Temp Markers 105
- Rumble Strips • Speed Bumps • Parking Curbs 105
- Marker Adhesives 105
- 3M Stamark Pavement Markings 106
- Reflective Glass Beads 107
- Construction Grade Pavement Tape 107
- Inverted Tip Marking Paints, Wands and Machines 107
- Stencils (Words, Symbols, Arrows) 108-111
- Barrier, Center & Guardrail Mount Delineators 112-116
- Ground Mount Flex Delineators & Markers 117
- Tubular Markers & Tube Delineators 118-119



SCAN QR code with Smart Phone camera to view Custom Products Corporation Terms & Conditions for Sales

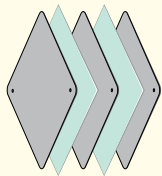


Retro-Reflective Sheeting

Sign Product Codes in this catalog are pre-built with the best retro-reflective sheeting recommendation that considers **MUTCD Compliance, Safety, and Budget Factors**. Upgrades to a higher performing sheeting can be made by replacing the retro-reflective sheeting letter/number within the parenthesis (). Diamond Grade Fluorescent Yellow upgrades are available by adding a **Y** to end of the code - Example: S2412W44APL(3)A(Y) | S3636W13R(3)A(Y)

CODE	Sheeting Name	Sheeting Description
H	3M™ High Intensity Prismatic	<i>The most common sheeting type for signs in America today.</i> Meets retro-reflectivity requirements. ASTM Type III & IV Standard 3M™ 10 year warranty.
3	3M™ DG ³ Diamond Grade™ Cube	<i>The highest performing retro-reflective sheeting.</i> ASTM Type XI Standard 3M™ 12 year warranty.
3Y	3M™ Fluorescent DG ³ Diamond Grade™ Cube	<i>The highest performing retro-reflective sheeting in fluorescent colors that enhances day/nighttime visibility.</i> ASTM Type XI Standard 3M™ 7 year warranty.

NOTE: 3M Orange Work Zone Sheatings (39245, 4084, and 3934 as well as Barricade Tape) have a 3 year warranty.



Storing Signs Tip

Signs should be stored vertically in racks, indoors, kept dry and interleaved with 3M sheeting liner with the glossy side against all sign faces.



Add Blinking Solar LEDs see page 16

SIGN ALERT

Speed Limit Signs

0 DAYS



S1824R2105(H)A
S2430R2105(H)A



S1824R2110(H)A
S2430R2110(H)A



S1824R2115(H)A
S2430R2115(H)A



S1824R2120(H)A
S2430R2120(H)A



S1824R2125(H)A
S2430R2125(H)A



S1824R2130(H)A
S2430R2130(H)A



S1824R2135(H)A
S2430R2135(H)A



S1824R2140(H)A
S2430R2140(H)A




S2430R2145(H)A
S3036R2145(H)A



S2430R2150(H)A
S3036R2150(H)A



S2430R2155(H)A
S3036R2155(H)A



S1824R25D(H)A
S2430R25D(H)A



3M™ MCS™ Warranty

The use of 3M's Matched Component System insures your investment. When signs are created with high quality 3M sheeting and components, the sign performance is backed by 3M warranties. The MCS guarantees that signs will remain effective for their intended use and meet minimum values for retroreflection for the specified warranty period. The use of any non-3M materials in conjunction with 3M products will void all warranties.



Quick SHIP

Find Post, Brackets and Hardware on Pages 48-73



Sign Saver
BA080SAVER



Vandal Proof Nut & Carriage Bolt



Vandal Resistant Hardware Available



Anchor Plate
BA080APLATEUCH

SIGN ALERT

Add Blinking Solar LEDs, see page 16

STOP SIGN
S3030R11(H)A
S3636R11(H)A
S4848R11(H)A



Quick SHIP




S3030R51(H)A
S3636R51(H)A



S1806R13P(H)A



S3018R51A(H)A
S3624R51A(H)A



S2418R110P(H)A



S1818R12(H)A - Bike Paths
S3030R12(H)A
S3636R12(H)A
S4848R12(H)A

Find Brite-Max Multi-View Post Reflectors on Page 14

Intersection Signs

0 DAYS

0 DAYS

Replacement Requirements*

Regulatory signs are important to maintain as the absence of, or damage to, could quickly result in or contribute to a severe crash.

Damaged or missing regulatory signs should be replaced or repaired *within hours* of the agency having notice of them missing, down or damaged.

*Maintenance of Signs and Sign Support: FHWA-SA-09-025

Are Your Signs Bright Enough?

Type I is allowable on "Red Series" signs, i.e., STOP and YIELD signs; however: We recommend

3M™ DG³ Diamond Grade or HIP for all **Regulatory Signs** for the best overall value and warranty included.

TRAFFIC FROM LEFT DOES NOT STOP

S2412W44APL(H)A

TRAFFIC FROM RIGHT DOES NOT STOP

S2412W44APR(H)A

CROSS TRAFFIC DOES NOT STOP

S2412W44P(H)A

ONCOMING TRAFFIC DOES NOT STOP

S2412W44BP(H)A

2026 | Catalog #19

TRAFFIC SIGNS



Private Parking



S1218R7413HA



S1218R7422HA



Go to www.cpcsigns.com to find more Private Parking Signs.



S1812R7428HA



S1812R7427HA



Semi-Customizable Permissive Parking Signs on Page 28-29 and online @ www.cpcsigns.com

Permissive Parking



S1218R7326HA



S1218R7330HA



S1218R7341HA

Disabled Parking



S1218R78HA



S1218R78VAHA



S1218R78DHA



S1218R7500HA



S1218R7504HA



S1218R7502HA



S1218R7502NHA



S1218R75HPOHA



S1206R78PBHA



S1206R78PGHA



S1212D96HA
S1818D96HA



State Specification



(North Carolina)
JNCS1226R78HA



(North Carolina)
JNCS1209R75HA



(New York)
JNYS1218R78HA



(Pennsylvania)
JPAS1218R78FHA



(Texas)
JTXS1224R78VAHA



(Texas)
JTXS1209R75HA



(Florida)
JFLS1218R75HA



(Georgia)
JGAS1218R75HA



(South Florida)
JFLS1218R75SHA



(New Jersey)
JNJS1012R78250HA



Find more Handicap/Disabled Parking Signs online @ www.cpcsigns.com
Your State Specific Signs Available Upon Request

TRAFFIC SIGNS

No Parking



Find more No Parking Signs @ www.cpcsigns.com



S1218R83AHA
S1824R83AHA



S1218R83ADHA



S1218R83ALHA



S1218R83ARHA



S1218R7200HA



S1218R76HA



S1218R76DHA



S1218R7100HA



S1218R71HA



S1206 R7201PAHA



S1218R71DHA



S1218R71LHA



S1218R71RHA



S1218R713HA



S1218R711HA



S1218R7232HA



S1218R712HA



S1218R712DHA



S1218R712LHA



S1206 R7201APHA



S1218R712RHA



S1218R7216HA



S1218R7217HA



S1218R7228HA



S1218R7221HA



S1218R7224HA



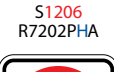
S1218R7225HA



S1218R7236HA



S1218R7235HA



S1206 R7202PHA



S1218R7215HA



S1218R7227HA



S1218R7213HA



S1218R7222HA



S1218R74MHA



S1218R7212HA



S1218R7230HA



S1218R7220HA



S1218R7229HA





Go to www.cpcsigns.com to find many more Special Legend Signs for Parking Signs.

Special Legend Parking Signs

1,000s of Special Legend Parking Signs are available at www.cpcsigns.com in your choice of 1 of 5 design styles shown below:

Find more information on page 28

MUTCD Legend Permissive Style	RESERVED Horizontal Header Style	No Parking SYMBOL Style	Tow Away Zone SYMBOL Style	Oxford Series Style						

Parking Lot Signs

Go to www.cpcsigns.com to find 1,000s of many more Special Legend Signs for Parking Lots.

Standard Legends
 SLSZNONR512424(H)A S3030R51(H)A
 SLSZNONR112424(H)A S3030R11(H)A
 S2424W405HA S3030W405HA
 S1824W404A420HA

TRAFFIC SIGNS



Private Parking Signs

Go to www.cpcsigns.com to find many more Special Legend Signs.

RPOGP4
14" Cast Iron Base With 4' Pipe. Weighs 33 lbs.

RPOGP5WHEELKIT
Optional Wheel Kit attaches to Cast Iron Pedestal Base to make the base portable and easy to transport. Includes Hardware

Cast Iron Pedestal Bases
are drilled for mounting signs: 12"x18", 18"x24", & 24"x24"

More base and post options on pages 72-73.

DON'T FORGET the hardware to mount your sign to post, sold separately
1 SET: RH6GPE01

Black Semi-Gloss Powder Painted items are available in 20 additional standard colors by custom ordering.



Universal Plaques

Go to www.cpcsigns.com to find all NEW customizable Universal Arrow & Word Plaques. Use the CPC Standard Color Chart to choose sign colors.

3M™ MCS™ Warranty

5

Restrictive Traffic Prohibition Signs



No Right Turn
S2424R31(H)A
S3636R31(H)A



No Left Turn
S2424R32(H)A
S3636R32(H)A



No U-Turn
S2424R34(H)A
S3636R34(H)A



No Trucks
S2424R52(H)A



No Bicycles
S2424R56(H)A



S2424R33(H)A



S2424R53(H)A



S2418R31P(H)A



S2418R32P(H)A



S2418R34P(H)A



S2418R52P(H)A



S2418R56P(H)A



S2418R141(H)A

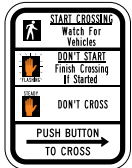
Pedestrian Signs



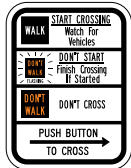
S3636R15L(H)A



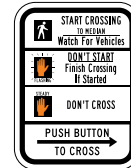
S3636R15R(H)A



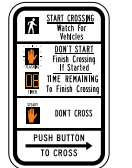
S0912R103B(R)H)A



S0912R103C(R)H)A



S0912R103D(R)H)A



S0915R103E(R)H)A



S1818R94(H)A
S2424R94(H)A



S1818R93(H)A
S2424R93(H)A



S0912R102(H)A



S0912R103(R)H)A



S0915R103A(L)H)A



S0915R104A(R)H)A



S0912R104(L)H)A



S1236R16A(H)3AG



S1236R16(H)3AG

Want to Upgrade your Sheeting?
We Recommend replacing (H) with (3)

Specify Left or Right
when Ordering

Intersection and Center Lane Control Signs



Mandatory Left Turn
S3036R35L(H)A



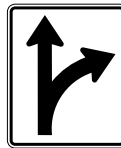
Mandatory Straight
S3036R35A(H)A



Mandatory Right Turn
S3036R35R(H)A



Optional Movement Left
S3036R36L(H)A



Optional Movement Right
S3036R36R(H)A



Two Way Left Turn
Post Mounted
S2436R39B(H)A



Two Way Left Turn
Overhead Mounted
S3036R39A(H)A



Double Turn Left
S3030R38L(H)A



Double Turn Right
S3030R38R(H)A



S3030R37L(H)A




S3030R37R(H)A



S1824R41(H)A
S2430R41(H)A



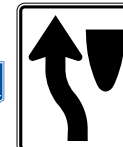
S1824R42(H)A
S2430R42(H)A



S2430R107(H)A



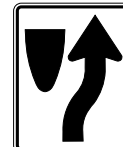
S1824R62A(H)A



Keep Left
S1824R48(H)A
S2430R48(H)A



Keep Left
S1824R48A(H)A
S2430R48A(H)A



Keep Right
S1824R47(H)A
S2430R47(H)A

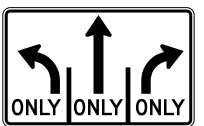


Keep Right
S1824R47A(H)A
S2430R47A(H)A

Call for Quote on R3-8 Signs



S4830R38A(H)A



S4830R38B(H)A



S4830R38M(H)A



S1824R109A(H)A



S1824R109(H)A



S1824R62L(H)A
S2430R62L(H)A



S1824R62R(H)A
S2430R62R(H)A

Traffic Signal Signs



S2430R106A(H)A



S2436R106(H)A



S3036R1010L(H)A



S3036R1010R(H)A



S3036R1012(H)A



S2430R107(H)A



S3036R1011A(H)A



S2430R1011(H)A



S3636R1011B(H)A



S3612R61L(H)A



S3612R61R(H)A

Engine/Jake Brake Signs



Go to www.cpcsigns.com to find many more Special Legends for Truck Traffic Signs.

Want to Upgrade your Sheeting? We Recommend replacing (H) with (3) State Specific Weight Limit Signs Available upon request.



S2430R121(XX)(H)A

S2436R125(H)A



S6030R114(H)A



SLSZNONR113CM6030(H)A



S6030R113(XX)(H)A



S6030R113B(XX)(H)A



S4830R112(H)A



S4830R112B(H)A

Road Closed & Weight Limit Signs

Bike Signs



S1818R11(H)A
S3030R11(H)A



S1818R12(H)A
S3030R12(H)A



S2418R317(H)A



S2408R317BP(H)A



S2408R317AP(H)A



S1218R41(H)A
S1824R41(H)A



S1218R42(H)A
S1824R42(H)A



Bicycle Parking Area
S1218D43L(H)A



S1212R93CP(H)A



S1218R95(H)A



S1218R51B(H)A



S1818R56(H)A
S2424R56(H)A



S1218R79(H)A



S1218R79A(H)A



S1218R97(H)A



S1218R1022(H)A



S1218R96(H)A



S2418D111(H)A



S1818W54A(H)A



Bicycle Hill
S1818W75(H)A
S3030W75(H)A



S1209W810P(H)A
S1818W810(H)A
S3030W810(H)A



S1824W161P(H)A
S1818W111(H)A
S2424W111(H)A



Bicycle Route U.S.
S1218M19(H)A
S1824M19(H)A



Bicycle Route
S1218M18(H)A
S1824M18(H)A



Bicycle Route
S1218M18A(H)A
S1824M18A(H)A

Dating Stickers

3 ways to implement the Expected Sign Life or the Blanket Replacement Method of maintaining traffic sign retro-reflectivity.

Expected Sign Life METHOD:

Signs must be replaced before they reach the end of their expected sign life. An agency must have documentation of expected replacement for individual signs.

Blanket Replacement METHOD:

The agency will replace all the signs in an area or of a specific series at given intervals. The agency can use stickers that specify installation dates to help them know when to replace all signs in the area or series

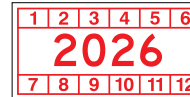
Specify Year when ordering.

Material: (H) High Intensity Prismatic

GENERIC DATING STICKER

2 1/4" WIDE x 1 1/8" HIGH

The Generic dating sticker provides the year and you simply punch out the month that applies to either the date of installation or replacement date.



Sign Installation Date Style
#DGID(H)26



Expected Sign Life Style
#DGES(H)36

WARNING MESSAGE DATING STICKER

4" WIDE x 2 1/4" HIGH

The Warning Message dating sticker provides a deterrent to vandalism and theft while still maintaining the date of installation or replacement date.



Sign Installation Date Style
#DWID(H)26



Expected Sign Life Style
#DWES(H)36

UNIQUE DATING STICKER

4" WIDE x 2 1/4" HIGH

The Unique dating sticker serves both purposes listed above while also allowing you to use logos and text of your choosing.



Sign Installation Date Style
#DUID(H)26



Expected Sign Life Style
#DUES(H)36

Want to Upgrade your Sheeting? Replace (H) with (3)



3 DAYS

Horizontal Alignment and Intersection Warning Signs

Add Blinking Solar LEDs see page 16

SIGN ALERT



Turn Left
S3030W11L(H)A
S3636W11L(H)A



Turn Right
S3030W11R(H)A
S3636W11R(H)A



Curve Left
S3030W12L(H)A
S3636W12L(H)A



Curve Right
S3030W12R(H)A
S3636W12R(H)A



Reverse Turn Left
S3030W13L(H)A
S3636W13L(H)A



Reverse Turn Right
S3030W13R(H)A
S3636W13R(H)A



Reverse Curve Left
S3030W14L(H)A
S3636W14L(H)A



Reverse Curve Right
S3030W14R(H)A
S3636W14R(H)A



Winding Road Left
S3030W15L(H)A
S3636W15L(H)A



Winding Road Right
S3030W15R(H)A
S3636W15R(H)A



Hairpin Curve Left
S3030W11L(H)A



Hairpin Curve Right
S3030W11R(H)A



Side Road Oblique Left
S2424W23L(H)A
S3030W23L(H)A
S3636W23L(H)A



Side Road Oblique Right
S2424W23R(H)A
S3030W23R(H)A
S3636W23R(H)A



Side Road
S2424W22(H)A
S3030W22(H)A
S3636W22(H)A



Horizontal Alignment Right
S3636W110R(H)A



Horizontal Alignment Left
S3636W110L(H)A




TRAFFIC CIRCLE
Circular Intersection
S2418W1612P(H)A
S2424W26(H)A
S3030W26(H)A
S3636W26(H)A




Y Intersection
S2424W25(H)A
S3030W25(H)A
S3636W25(H)A



T Intersection
S2424W24(H)A
S3030W24(H)A
S3636W24(H)A



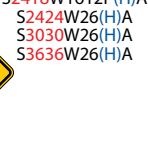
Crossroad
S2424W21(H)A
S3030W21(H)A
S3636W21(H)A



Offset Side Road Left
S2424W27L(H)A
S3030W27L(H)A



Offset Side Road Right
S2424W27R(H)A
S3030W27R(H)A



Double Side Road
S2424W28(H)A
S3030W28(H)A
S3636W28(H)A
S4848W28(H)A

CHEVRONS
Add Visibility to High Risk Areas

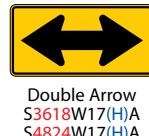
For Maximum Visibility use Fluorescent Yellow Chevrons. Call for a quote.

RPBCAB2 Chevron Adjustable Bracket Fits 12"x18", 18"x24" & 24"x30" Chevrons

RPBCAB3 Chevron Adjustable Bracket Fits 24"x30" & 30"x36" Chevrons



Single Arrow
S3618W16(H)A
S4824W16(H)A



Double Arrow
S3618W17(H)A
S4824W17(H)A

TRAFFIC SIGNS

3 DAYS

Warning & Passing Signs

SIGN ALERT

Add Blinking Solar LEDs see page 16



Merge Left
S3030W41L(H)A
S3636W41L(H)A



Merge Right
S3030W41R(H)A
S3636W41R(H)A



Pavement Width Transition Left
S3030W42L(H)A
S3636W42L(H)A



Pavement Width Transition Right
S3030W42R(H)A
S3636W42R(H)A



500 FT
S3024W164P(H)A
* Specify Distance



2 MILES
S3024W163P(H)A
* Specify Distance



WHEN FLASHING
S2418W1613P(H)A



500 FEET
S2418W162P(H)A
S3024W162P(H)A
* Specify Distance



Added Lane Left
S3030W43L(H)A
S3636W43L(H)A



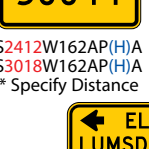
Added Lane Right
S3030W43R(H)A
S3636W43R(H)A



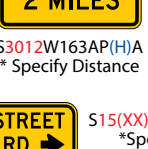
Two Way Traffic
S3636W63(H)A



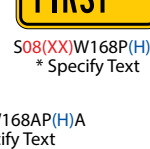
LEFT LANE ENDS
S3030W91L(H)A
S3636W91L(H)A



500 FT
S2412W162AP(H)A
S3018W162AP(H)A
* Specify Distance



2 MILES
S3012W163AP(H)A
* Specify Distance



FIRST ST
S08(XX)W168P(H)A
* Specify Text



AHEAD
S2412W169P(H)A
S3018W169P(H)A



RIGHT LANE ENDS
S3030W91R(H)A
S3636W91R(H)A




LANE ENDS MERGE LEFT
S3030W92L(H)A
S3636W92L(H)A



LANE ENDS MERGE RIGHT
S3030W92R(H)A
S3636W92R(H)A



NO PASSING ZONE
S4030W143(H)A
S4836W143(H)A




ELM STREET LUMSDEN RD
S15(XX)W168AP(H)A
*Specify Text



Right Turn Arrow
S2418W166PR(H)A



Left Turn Arrow
S2418W166PL(H)A



Straight Arrow
S2412W167PL(H)A
S3018W167PL(H)A

Low Clearance Signs

3 DAYS

Want to Upgrade your Sheeting?
We Recommend replacing (H) with (3)
Make it fluorescent yellow by adding a Y -- (3)A(Y)



Low Clearance
S3030W122(H)A
S3636W122(H)A
S4848W122(H)A

Customize Your Legends

Specify Height (W12-2A) when placing order



14FT 10IN
S7824W122A(H)A



LOW CLEARANCE
S2418W122P(H)A













Add Blinking Solar LEDs see page 16

SIGN ALERT

Vehicular & Non-Vehicular Traffic Signs

3 DAYS

									
Truck Crossing S2424W86(H)A S3030W86(H)A S3636W86(H)A	Truck Crossing S2424W1110(H)A S3030W1110(H)A S3636W1110(H)A	Farm Machinery Traffic S2424W115(H)A S3030W115(H)A S3636W115(H)A	Farm Machinery Traffic S2424W115A(H)A S3030W115A(H)A S3636W115A(H)A	Bicycle Traffic S2424W111(H)A S3030W111(H)A S3636W111(H)A	Golf Cart Traffic S2424W1111(H)A S3030W1111(H)A S3636W1111(H)A	Horse & Buggy Traffic S2424W1114(H)A S3030W1114(H)A S3636W1114(H)A	Pedestrian Traffic S2424W112(H)A S3030W112(H)A S3636W112(H)A	Handicapped S3030W119(H)A S3636W119(H)A	Playground S2424W151(H)A S3030W151(H)A S3636W151(H)A

3 Replacement Requirements*

Damaged or missing warning signs should be replaced or repaired *within 3 working days* of the agency having notice of them missing, down or damaged.

*Maintenance of Signs and Sign Support: FHWA-SA-09-025




Are Your Signs Bright Enough?

All Ground Mounted Warning Signs **MUST** be Type II Reflective or better: We recommend **3M™ Fluorescent Yellow DG³ Diamond Grade** or **Yellow HIP** for all **Warning Signs** for the best overall value and warranty included.

	
----------------------------------------------------------------------------------	-----------------------------------------------------------------------------------

Go to www.cpcsigns.com to find many more Special Legends for Neighborhood & Child Safety Signs.




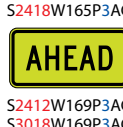

					
Cattle Traffic S2418W114P(H)A S2424W114(H)A S3030W114(H)A S3636W114(H)A	Emergency Vehicle S2424W118(H)A S3030W118(H)A S3636W118(H)A	Snow Mobile Traffic S2424W116(H)A S3030W116(H)A S3636W116(H)A	Equestrian Traffic S2424W117(H)A S3030W117(H)A S3636W117(H)A	Ducks Crossing S2424W112(H)A S3030W112(H)A S3636W112(H)A	Deer Traffic S2424W113(H)A S3030W113(H)A S3636W113(H)A

Supplemental Plaques available to be displayed below Symbol Signs (CATTLE XING shown)

Add Blinking Solar LEDs see page 16 **SIGN ALERT**

FYG Pedestrian Signs

Find School Zone Signs on Page 74



Bicycle Traffic
S2424W1113AG
S3030W1113AG
S3636W1113AG

S2418W165P3AG
S2412W169P3AG
S3018W169P3AG

S2418W166PL3AG
S2418W166PR3AG

Handicapped
S3030W1193AG
S3636W1193AG

Pedestrian Traffic
S2424W1123AG
S3030W1123AG
S3636W1123AG













Neighborhood & Child Safety Signs

Add Blinking Solar LEDs see page 16 **SIGN ALERT**

Highway Rail Grade Signs

Quick SHIP

on all 30" Neighborhood & Child Safety Signs

		
S2424W404HA S3030W404HA	S2424W422HA S3030W422HA	S2424W423HA S3030W423HA
		
S2424W401HA S3030W401HA	S2424W404AHA S3030W404AHA	S2424W403HA S3030W403HA
		
S2424W406HA	S2424W425HA S3030W425HA	S2424W393HA S3030W393HA
		
S1824W421HA	Playground S2424W151HA S3030W151HA S3636W151HA	S1824PC135HA















MUTCD Guidance:

A White Retroreflective Strip not less than 2 inches in width shall be used on the back of each Crossbuck sign, unless installed back-to-back or on one way street. A white reflective strip shall be used on the front and back of all supports at passive highway-rail grade crossings extending from the bottom of the sign or plaque to within 2 feet above the ground.

Brite-MAX

Post Multi-View or Single View Reflectors enhance conspicuity of sign supports and meet MUTCD requirements. See page 14 for more details.

		
Advance Warning S3636W102(H)A	Advance Warning S3636W103(H)A	Advance Warning S3636W104L(H)A
		
Advance Warning S3636W104R(H)A	Skewed Crossing S3636W1012(H)A	Storage Space S3636W1011(H)A
		
Railroad Advance Warning S3030W101(H)A S3636W101(H)A	Number of Tracks S2718R152P(X)(H)A (X) Specify Tracks	Low Ground Clearance S3636W105(H)A
		
2 HIP White Retroreflective Strips S4802STRIPHI	Railroad Crossing S4809R151(H)A S4809R151(H)AD* *Double-Faced	DO NOT STOP ON TRACKS S2430R88(H)A 2026 Catalog #19

TRAFFIC SIGNS

















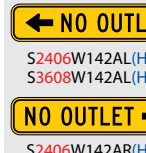































3 DAYS

Roadway Conditions and Advance Traffic Control Signs

Add Blinking Solar LEDs see page 16

SIGN ALERT

TRAFFIC SIGNS

 LOW SHOULDER S2424W89(H)A S3030W89(H)A S3636W89(H)A	 LOW OR SOFT SHOULDER JGAS3030W84A(H)A	 SHOULDER DROP-OFF S2418W817L(H)A S3030W817L(H)A S3636W817L(H)A	 SHOULDER DROP-OFF S2424W817R(H)A S3030W817R(H)A S3636W817R(H)A	 NO SHOULDER S2424W823(H)A S3636W823(H)A	 SHOULDER ENDS S2424W825(H)A S3030W825(H)A S3636W825(H)A	 FOG AREA S2424W822(H)A S3636W822(H)A	 STOP AHEAD S2418W31AP(H)A S3030W31(H)A S3636W31(H)A
 GROOVED PAVEMENT S2424W815(H)A S3030W815(H)A S3636W815(H)A	 DANGEROUS INTERSECTION S2424W411(H)A S3030W411(H)A	 SLOW SPEED BREAKER AHEAD S2424W405(H)A S3030W405(H)A	 BE PREPARED TO STOP S3030W34(H)A S3636W34(H)A	 ROAD MAY FLOOD S2424W818(H)A S3030W818(H)A S3636W818(H)A	 METAL BRIDGE DECK S2424W816(H)A S3030W816(H)A S3636W816(H)A	 NO OUTLET S2406W142AL(H)A S3608W142AL(H)A	 YIELD AHEAD S2418W31AP(H)A S3030W31(H)A S3636W31(H)A
 S2418W815P(H)A	 ROAD NARROWS S3030W51(H)A S3636W51(H)A	 GUSTY WINDS AREA S2424W821(H)A S3636W821(H)A	 NARROW BRIDGE S3030W52(H)A S3636W52(H)A	 ONE LANE BRIDGE S3030W53(H)A S3636W53(H)A	 DIP S2424W82(H)A S3030W82(H)A S3636W82(H)A	 DEAD END S2406W141AL(H)A S3608W141AL(H)A	 SIGNAL AHEAD S2418W33P(H)A S3030W33(H)A S3636W33(H)A
 Hill S2424W71(H)A S3030W71(H)A S3636W71(H)A	 SOFT SHOULDER S2424W84(H)A S3030W84(H)A S3636W84(H)A	 Slippery When Wet S2424W85(H)A S3030W85(H)A S3636W85(H)A	 LOOSE GRAVEL S2424W87(H)A S3030W87(H)A S3636W87(H)A	 ROUGH ROAD S2424W88(H)A S3030W88(H)A S3636W88(H)A	 FALLEN ROCKS S2424W814(H)A S3030W814(H)A S3636W814(H)A	 PAVEMENT ENDS S3030W83(H)A S3636W83(H)A	
 DANGEROUS CURVE S2424W412(H)A S3030W412(H)A	 TRUCKS ENTERING HIGHWAY S2424W414(H)A S3030W414(H)A S3636W414(H)A	 BRIDGE OUT S2424W415(H)A S3030W415(H)A	 Double Arrow S3030W121(H)A S3636W121(H)A	 DEAD END S2424W141(H)A S3030W141(H)A S3636W141(H)A	 NO OUTLET S2424W142(H)A S3030W142(H)A S3636W142(H)A	 Begins Rotate the W6-1 legend 180° to use as either a Begins or Ends Divided Hwy Sign. Ends Divided Highway Begins or Ends S3636W61(H)A	
 HIDDEN ENTRANCE S3030W424(H)A	 HIGH WATER S2424W155(H)A S3030W155(H)A	 WATER OVER ROAD S2424W156(H)A S3030W156(H)A	 SPEED HUMP S2424W171(H)A S3030W171(H)A S3636W171(H)A	 ROAD CLOSED S3030W203R(H)A	 SLOW S2424W402(H)A S3030W402(H)A S3636W402(H)A	 BUMP S2424W81(H)A S3030W81(H)A S3636W81(H)A	 BRIDGE ICES BEFORE ROAD S2424W813(H)A S3636W813(H)A

Speed Advisory Signs

 10 MPH S1818W131P10(H)A S2424W131P10(H)A	 15 MPH S1818W131P15(H)A S2424W131P15(H)A	 20 MPH S1818W131P20(H)A S2424W131P20(H)A	 25 MPH S1818W131P25(H)A S2424W131P25(H)A	 SPEED LIMIT 55 Speed Reduction S3636W35(X)(H)A	<p>Want to Upgrade your Sheeting? We Recommend replacing (H) with (3) Make it fluorescent yellow by adding a Y -- (3)A(Y)</p>
 30 MPH S1818W131P30(H)A S2424W131P30(H)A	 35 MPH S1818W131P35(H)A S2424W131P35(H)A	 40 MPH S1818W131P40(H)A S2424W131P40(H)A	 45 MPH S1818W131P45(H)A S2424W131P45(H)A	<p>Product Code Explanation</p> <p>S3030 R11 (X) A</p> <p>30" x 30" sign</p> <p>Manual of Uniform Traffic Control Devices (MUTCD) Code</p> <p>Reflective Type Must Specify When Placing Order</p> <p>.080" Aluminum Substrate</p>	

Custom Legends Available Upon Request

Specify Speed when placing order (for Plaques or Speed Reduction W3-5)





Go to www.cpcsigns.com to find 100s of MUTCD guide signs

7 Replacement Requirements*

Guide Signs should be replaced *within 7 working days* of notification to agency of missing or damage. Some may warrant faster replacement.

*Maintenance of Signs and Sign Support: FHWA-SA-09-025

Are Your Signs Bright Enough?

Ground Mounted Guide Signs **MUST** be Type II copy on Type I background or better.

Type II copy on Type I background is the absolute minimum, but may be cost prohibitive to manufacture.

To stay in compliance with the MUTCD, we recommend using

3M™ High Intensity Prismatic

for **Ground Mounted Guide Signs** and

3M™ Diamond Grade Cubed

for **Overhead Mounted Guide Signs**

for the best overall value and warranty included.



Airport
S2424I5(H)A



S2406I5P(H)A



Library
S2424I8(H)A



S2406I8P(H)A

Specify Mile Numbers When Ordering D10-2 Mile Markers



Hospital
S2424D92(H)A



S2412D913AP(H)A



S3024D41(L/R)(H)A



Police
S2424D914(H)A



Gas
S2424D97(H)A



Food
S2424D98(H)A



S6630D124(H)A



Specify Text, Arrows and Numbers When Ordering D1-1 Guide Series Signs



S4248D52A(H)A



S8472D58(H)A



S8448D123(H)A

Route Marker Auxiliaries

3 Versions Available



U.S. or State Route
S2115M21U(H)A

Order by placing an (I), (U), or (C) in the item code as appropriate.



Interstate Route
S2115M21I(H)A



County Route
S2115M21C(H)A

Bicycle Routes



S1206M21B(H)A
M2, M3, M4 Series



S1209M61B(H)A
M5, M6 Series



S1209M64B(H)A
M5, M6 Series

All Legends shown below are available in Green for Bike Routes

Use 30" x 24" for 3 Digit Routes



County Route Marker
S2424M16(H)A



Interstate Shield
S2424M11(H)A



S3024M11(H)A



U.S. Route Marker
S2424M14(H)A
S3024M14(H)A

State Route Marker
S2424M15(H)A
S3024M15(H)A

Want to Upgrade your Sheeting? We Recommend replacing (H) with (3)



S2412M31(X)(H)A



S2412M32(X)(H)A



S2412M33(X)(H)A



S2412M34(X)(H)A



S2412M41(X)(H)A



S2412M41A(X)(H)A



S2412M414(X)(H)A



S2412M42(X)(H)A



S2412M43(X)(H)A



S2412M44(X)(H)A



S2412M45(X)(H)A



S2412M46(X)(H)A



S2412M47(X)(H)A



S2412M47A(X)(H)A



S2115M51L(X)(H)A




S2115M51R(X)(H)A



S2115M52L(X)(H)A



S2115M52R(X)(H)A



S2115M61(X)(H)A




S2115M62L(X)(H)A




S2115M62R(X)(H)A



S2115M63(X)(H)A



S2115M64(X)(H)A



S2115M65(X)(H)A




S2115M66L(X)(H)A



S2115M66R(X)(H)A



S2115M67L(X)(H)A



S2115M67R(X)(H)A




Semi-Custom Guide Signs

Custom Guide Signs


Service Logo Signs



S3624I2SXXHA
S4836I2SXXHA



S3624I2LXXHA
S4836I2LXXHA



S3624I10XXHA
S4836I10XXHA

Customized Guide Signs
for your State, County,
City, Town or Community.



CPC Standard Color Chart

Utilize the CPC Standard Color Chart to custom design your sign colors. Start by choosing a color for the Legend (Copy/Graphics/Border) and then select a color for the background. The option to add a gold pinstriping to a white border is available at no extra charge. Drop-down selections provide an easy ordering solution, during ordering online @ www.cpcsigns.com

Colors may vary in appearance from catalog, digital screen, substrates and light conditions.



S3024I9(H)A



TRAFFIC SIGNS

Noise Ordinances

Voting & Polling

Emergency

Driver Behaviors



1,000s of Special Legend Signs are available at www.cpcsigns.com. Examples of the some of the many legends shown:

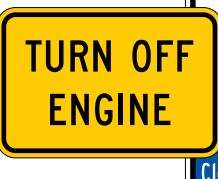
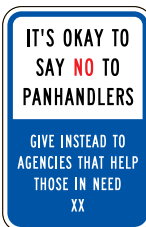


Panhandling

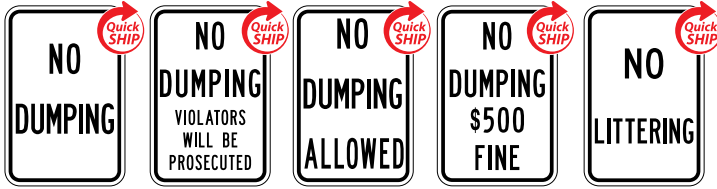
Idling/Exhaust Fumes

Environmental

Drone Messages

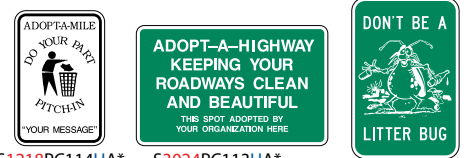


Litter & Adopt -A- Highway Signs



S1218R161HA S1218R163HA S1218R162HA S1218R164100HA S1218R173HA
 S1824R161HA S1824R163HA S1824R162HA S1218R164250HA S1824R173HA
 S1218R164500HA
 *Specify Fine

NOTE: Custom Legend Signs (CLS) are printed digitally on 3M printers using (H) High Intensity Prismatic Sheeting, and 3M Matched Component Systems to ensure warranty and quick shipment.



S1218PC114HA* S3024PC113HA* S1218PC110HA
 S1824PC114HA* S4830PC113HA* S1824PC110HA
 *Add Your Custom Legend
 Go to www.cpcsigns.com to find many more Special Legends

Neighborhood Watch

Seat Belt Awareness

Pet Laws & Safety




S1218PC105HA



Go to www.cpcsigns.com to find many more Special Legends for Neighborhood Watch and Seat Belt Awareness Signs



S1824PC130HA



S3018R7204HA



S1824LE102HA



S1218LE101HA



S1218R7412HA



SPECIAL LEGENDS

Go to www.cpcsigns.com to find more Special Legend Signs

Parks, Recreation & Cultural Interest



TRAFFIC SIGNS



Brite-Max Post Reflectors



Brite-Max Post Reflectors are far superior to plastic competitive products. All Brite-Max products meet sheeted aluminum blank signs standards for long lasting durability and visibility.




ENHANCED CONSPICUITY - MUTCD COMPLIANT

Brite-Max Single-View Post Reflectors

- ◆ **PRODUCT ID:** BA080(X)(XX)(XXXX)BM
- ◆ Single-View Reflectors are flat without angled sides.
- ◆ **Sizes (XXXX):** (0330) 3" x 30" | (0336) 3" x 36" | (0348) 3" x 48" | (0360) 3" x 60" | (0372) 3" x 72" | (0384) 3" x 84"
- ◆ **Hole Punch:** 2 mounting holes on center. Reflectors over 36" also have 1 hole on center.
- ◆ **3M[™] Reflective Sheeting (X):** (H) High Intensity Prismatic | (3) DG3 Diamond Grade Cube
- ◆ **Colors (XX):** (YE) Yellow | (FY) Fluorescent Yellow | (WH) White | (RE) Red | (OR) Orange/Flo Orange | (FG) Flo Yellow-Green
- ◆ **Body Substrate:** .080" Aluminum
- ◆ All Brite-Max Post Reflectors may be stacked for more effectiveness.
- ◆ Utilize a Brite-Max Post Reflector on both sides of a post in the same or different colors to further delineate the roadway.
- ◆ **Compatibility:** Fasten Single or Multi-View Post Reflectors to U-Channel, square, wood posts with mounting hardware, or mount to round posts using standard round post to traffic sign brackets. Brackets and hardware, sold separately.
- ◆ **NOTE:** Standard available sizes, colors and sheeting combinations shown, custom combinations available.

Brite-Max Multi-View Post Reflectors

- ◆ **PRODUCT ID:** BA080(X)(XX)(XXXX)BMMV
- ◆ Standard Brite-Max Multi-View Reflectors have angled sides, bent at 1" on both left and right sides.
- ◆ **Sizes (XXXX):** (0530) 5" x 30" | (0536) 5" x 36" | (0548) 5" x 48" | (0560) 5" x 60" | (0572) 5" x 72" | (0584) 5" x 84"
- ◆ **Hole Punch:** 2 mounting holes on center



SCAN QR code with Smart Phone camera to view product videos.

MUTCD Guidance

Enhanced Conspicuity for Standard Signs (Section 2A.11)

Brite Max Post Reflectors are 30", 36", 48", 60", 72", or 84" Long. Combinations of them may be used so that they meet the MUTCD requirement of covering the full length of the sign support from the sign to within 2 feet above the edge of the roadway. They shall match the background color of the sign, except that the color of the strip for the YIELD and DO NOT ENTER signs shall be red. Passive highway-rail grade crossings require Brite-Max Post Reflectors on the front and back of the sign supports.

Color Definitions

- ◆ **WHITE:** Use under white signs and plaques; such as Speed Limit, Intersection and Lane Control, Passing and Guidance, and Highway-Rail Grade signs.
- ◆ **YELLOW:** Use under yellow signs and plaques; such as Warning, Passing, Vehicular, Non-Vehicular, Neighborhood, Child Safety, Highway-Rail Grade, Roadway Conditions and Advance Traffic signs.
- ◆ **RED:** Use under red signs and plaques; such as Stop, Yield, Do Not Enter, All Way or Wrong Way signs.
- ◆ **FLUORESCENT YELLOW-GREEN:** Use under signs in school zones.
- ◆ **ORANGE/FLO ORANGE:** Use under signs in construction work zones.



Brite-MAX Affix Panels above standard signs to enhance conspicuity.

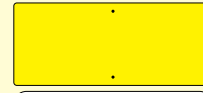

- ◆ **PRODUCT ID:** BA080(X)(XX)(XXXX)BM
- ◆ **Sizes (XXXX):** (1206) 12" x 6" | (1808) 18" x 8" | (2410) 24" x 10" | (3012) 30" x 12" | (3616) 36" x 16" | (4816) 48" x 16"
- ◆ **Materials:** Reflective Sheeting mounted on .080" Aluminum
- ◆ **3M Reflective Sheeting (X): (H)** High Intensity Prismatic (3) DG3 Diamond Grade Cube
- ◆ **Colors (XX): (YE)** Yellow | **(FY)** Fluorescent Yellow | **(OR)** Orange/Fluorescent Orange
- ◆ **Compatibility:** Fasten to U-Channel, square, or wood posts with mounting hardware, or mount to round posts using standard round post to traffic sign brackets. Brackets and hardware are sold separately.
- ◆ **NOTE:** Standard available sizes, colors and sheeting combinations shown, custom combinations available.

MUTCD Guidance

Enhanced Conspicuity for Standard Signs (Section 2A.11)



Add an orange or fluorescent orange header panel above a standard regulatory sign in construction work zones.



Add a solid yellow or fluorescent yellow header panel above a standard regulatory sign.



Add a legend such as "NEW", "NOTICE" or other appropriate text.



S2412W1618P(H)A

Alert Flag Bracket

Place Orange Alert Flags above a regulatory or warning sign with the flags oriented so as to be at 45 degrees to the vertical post.

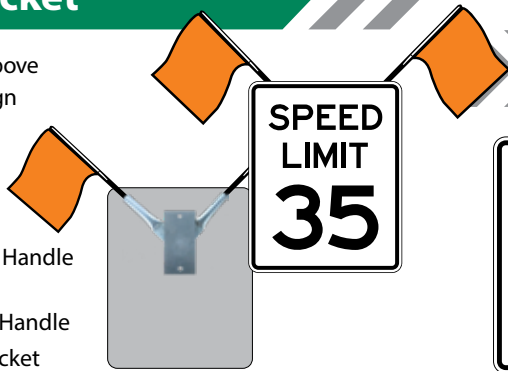
RSPFLAGVINYL1824

18" x 18" Vinyl Flag w/24" Handle

RSPFLAGVINYL2436

24" x 24" vinyl Flag w/36" Handle

OAFBRKT - Alert Flag Bracket



Bigger Signs

Increase the size of a standard regulatory, warning, or guide sign.

Example: 18" x 24" sign becomes a 24" x 30" sign



CABS

Double Signs

Diagonal Stripes

SCAN QR codes with Smart Phone camera to view product videos.



PACKAGES



Add second identical regulatory, warning, or guide sign on the left side of the road.



Add Black & Yellow diagonal stripes around a warning sign. Order the sign 6" larger.

Example: 30" x 30" sign becomes a 36" x 36" sign



Supplemental Beacons

Add a warning beacon to a standard regulatory, warning, or guide sign.

Type B Light

- ◆ LED bulbs
- ◆ Yellow or Red Lens

Power Options:

- ◆ Solar panel trickle charges "D" Cell
- ◆ Fully Solar Power Battery



Type B Light

- ◆ LED bulbs
- ◆ Yellow or Red Lens
- ◆ 6 Volt Battery
- ◆ Detachable lens available upon request

RSPBBL3YYSA - Yellow Lens | Type B | D Cell Solar
 RSPBBL3RYSA - Red Lens | Type B | D Cell Solar
 RSPBBL3YY - Yellow Lens | Type B | Fully Solar

RSPBBL6YY - Yellow Lens | Type B | 6V
 RSPBBL6RY - Red Lens | Type B | 6V

Chevron Adjustable Bracket System with Brite-Max Multi-View Packages adds visibility to high risk areas with a safe and low cost solution.

PROD ID: RPB CAB2PK(XXXX)MV

Chevron Size (XXXX):

(1824) 18" x 24" | (2430) 24" x 30"

Package includes (2) HIP Chevron Signs, (1) Set of Adjustable Brackets and (2) 5" x 36" Yellow HIP Brite Max Multi View Post Reflectors.

ENHANCED CONSPICUITY - MUTCD COMPLIANT



LED Dynamic Curve Warning Systems



Chevron Sign Alert Dynamic Curve Warning System

- ◆ **RITSBLKSS(XXXX)W18H**
- ◆ **Chevron Size:** (1824) 18" x 24" | (2430) 24" x 30" | (3036) 30" x 36"
- ◆ **Sheeting:** High Intensity (upgrade to DG3 for max brightness)
- ◆ Warning system is designed to work wirelessly using solar power to activate ultra-bright LED beacons inserted into the sign to warn drivers of sharp or dangerous curves.
- ◆ The Solar Sign Alert System assures visibility in all weather conditions as well as during the day and night. Our solar panels are the latest in technology with electronics to maintain power levels through rain, shine, sleet, or snow.
- ◆ Automatic light output for maximum efficiency
- ◆ Ultra slim design and simple installation
- ◆ CrossTalk Smart Controller Technology allows users to customize settings manually on-site and remotely using a wireless short-range connection or from virtually anywhere with cellular connection through cloud-based software.
- ◆ Meets MUTCD Standards



SCAN QR code with Smart Phone camera to view product videos.



Solar LED Sign Alert Systems



School Sign Alert Systems

- ◆ **RITSBLKSS2448S513** - Programmable Timer Module, 6 LED Lights, Solar Unit & Mounting Hardware.
Size: 24" x 48" S5-1 School Speed Limit Sign
Sheeting: DG3 Diamond Grade Cubed (White/FYG)
- ◆ **RITSBLKSS3030S113** - Programmable Timer Module, 5 LED Lights, Solar Unit & Mounting Hardware.
Size: 30" x 30" S1-1 School Crossing Sign
Sheeting: DG3 Diamond Grade Cubed (FYG)

These systems feature high intensity LEDs that can be programmed to activate during specific times of the day to reflect when students are present using 1 of 3 methods:

- ◆ 7-Day Timer
- ◆ Cross Link which allows users to schedule times wirelessly via computer for a single location.
- ◆ Web-Based which allows users to schedule or activate multiple sign alerts at multiple locations.

Our timer-activated systems are easy to use no matter the system you choose. Find more information on K&K SMART-Add-Ons below and by calling 1-800-367-1492.

Ultra-bright blinking LEDs visible day or night in all weather conditions.

Stop Sign Alert Systems

Add visibility to intersections with blinking stop signs!



- ◆ **RITSBLKSS(XXXX)R11H**
- ◆ 24/7 operation, 8 LED Lights, Solar Unit & Mounting Hardware.
- ◆ R1-1 Stop Sign
- ◆ **Sign Sizes (XXXX):**
(3030) 30" x 30"
(3636) 36" x 36"
(4848) 48" x 48"
- ◆ **Sheeting:** High Intensity Prismatic (upgrade to Diamond Grade Cubed for maximum brightness)

Turn any regulatory sign into a blinking sign and make your local roadways safer.

Solar LED Inserts for Signs: Brighter Signs Mean Safer Roads! Any MUTCD Sign Can Be a Sign Alert!


Sign Alert Systems are powered by a solar panel and designed to enhance the visibility of highway signs in any weather conditions to increase road safety. With Sign Alert's ultra-bright LEDs, drivers are cautioned in advanced of dangerous intersections or curves, hazardous road conditions, or entering work zones or school zones and much more. K&K's smart controller allows our sign alert systems to preserve energy and battery life with its auto-dimming feature while maintaining brightness. K&K Sign Alert Systems paired with K&K SMART Add-Ons can be activated using our moisture sensor, radar sensor, high water sensor, push button, key fob remote, or by using any one of our timing systems such as the CrossTalk. Call to customize a system to fit your needs today!!



Speed Monitor Radar Signs

Speed Monitor Radar Signs

- ◆ **RITSSMSOLAR(XX)M**
- ◆ **LED Character Height (XX): (10) 10" | (12) 12" | (18) 18"**
- ◆ Solar panels utilize the most up-to-date solar technology and electronics to maintain power levels through rain, sleet, heavy snow or strong winds. No charging required. The solar panel continuously charges unit while in operation. *No more power bills!*
- ◆ Easily mount the unit onto a square or u-channel post with 2 bolts.
- ◆ Front serviceable, all aluminum display enclosure with powder coat paint behind an LED Display, plus built-in White Violator Strobe
- ◆ Quick Selection Switch: change violator alert without need of a CPU which allows the field workers to simply push the button to desired speed threshold.
 - Over Speed Flashing Violator Alert
 - Over Speed Blanking Violator Alert



SCAN QR code with Smart Phone camera to view product videos.



Vehicle Mounted Arrow Boards

Standard Features:

- ◆ Vehicle Mounted Arrow Boards available in 15 and 25 lamp models in various sizes.
- ◆ Aluminum display is flat black powder coated for a smooth and corrosion resistance finish.
- ◆ Units are powered using a cable that integrates into the vehicles existing power system.
- ◆ The K&K Vehicle Mounted Arrow Board has a standard built-in controller on the panel face that allows mode selection.

Add-On Upgrade Options Available:

- ◆ Auto raise/lower function when the unit is powered on or off for the low profile mount.
- ◆ Folding frame activated using a 12V linear actuator with built-in limit switches and 6" stroke.
- ◆ Wireless or wired remotes for easy operation and mode selection.



PRODUCT ID	Board Size	Description	LED Lamps	Functions	Features
RITSKKAB489625TW	48" x 96"	Arrow Board with a folding frame and standard mounting option.	25	8 Arrow Pattern Functions	<ul style="list-style-type: none"> ◆ Meets MUTCD standards ◆ Photocell for Auto Dimming ◆ Super Bright LED Technology ◆ Easy to Operate ◆ Easy to Maintain ◆ Powder Coat Finish ◆ 360° LED Visors
RITSKKAB367225TW	36" x 72"		25	8 Arrow Pattern Functions	
RITSKKAB326025TW	32" x 60"	25	NOTE: 13 functions available with optional remote, sold separately.		
RITSKKAB489615TW	48" x 96"	15			
RITSKKAB367215TW	36" x 72"	15			
RITSKKAB326015TW	32" x 60"	15			
RITSKKTRUWIRELESS	Tru Wireless Kit for K&K Arrow Boards - innovative option that uses solar energy to power the unit which eliminates integrating cables into the vehicle's power source.				



SCAN QR codes with Smart Phone camera to view product videos.

Mounting Options:

Select mounting style when ordering: Rail Mount Bars, Tailgate, Low Profile, High Profile Hitch, Leg Extensions, Low Profile, 90° Manual, 90° Auto, 180° Manual, 180° Auto, Scorpion and Vortec.

Some examples are shown here.



48" x 96" Arrow Board
Low Profile Skid Mount Shown



32" x 60" Arrow Board
90° Auto Mount Shown



36" x 72" Arrow Board
Over-the-Cab Low Profile Mount Shown

- ◆ TruWireless eliminates all wires connecting the arrow board to the vehicle by utilizing solar to power the unit.
- ◆ Simply bolt the unit to the mount, select a mode, and it's operational.
- ◆ TruWireless is an option that can be applied to all arrow board models shown on this page.

ENHANCED CONSPICUITY - MUTCD COMPLIANT



Brite-Max Center Mount Delineators



The best delineators on the market for combined safety and durability.

- ◆ **3M[®] Reflective Sheeting (X):**
(H) High Intensity Prismatic | (3) DG3 Diamond Grade Cube
- ◆ **Colors (XX):** (YE) Yellow | (FY) Fluorescent Yellow | (WH) White
- ◆ **Body Substrate:** .080" Aluminum
- ◆ **Compatibility:** Easy to install on sign posts with your choice of standard sign mounting hardware.



4" x 4" Square

- ◆ **PRODUCT ID:** BA080(X)(XX)0404D
- ◆ **Reflective Size:** 16" sq in
- ◆ **Hole Punch:** 1 mounting hole on center.



5" x 5" Diamond

- ◆ **PRODUCT ID:** BA080(X)(XX)0505D
- ◆ **Reflective Size:** 25" sq in
- ◆ **Hole Punch:** 2 mounting holes top and bottom on center.



4" x 8" Rectangle

- ◆ **PRODUCT ID:** BA080(X)(XX)0408D
- ◆ **Reflective Size:** 32" sq in
- ◆ **Hole Punch:** 2 mounting holes top and bottom on center.



5" x 8" Multi-View

- ◆ **PRODUCT ID:** BMDMV0508(X)(XX)
- ◆ **Reflective Size:** 41.12" sq in
- ◆ **Body Size:** 5.14" x 8" x .75"
- ◆ **Hole Punch:** 2 mounting holes top and bottom on center, 1" in on 5" side.

- ◆ The long term durability of aluminum backing plus the extreme angularity of the Multi-View profile combine to form an unbeatable product.
- ◆ Brite-Max Multi-View Rectangle delineators meet MUTCD requirements for "vertically elongated" delineators.
- ◆ Utilize Brite-Max Delineators for many other purposes such as utilities, incident management, parks and recreation areas. Standard reflective sheeting colors available by custom order. Call customer service at 1-800-367-1492 for details.



MUTCD Guidance

About Delineators

- ◆ Delineators are beneficial at locations such as at lane-reduction transitions and curves and provide effective guidance at night and during adverse weather conditions. Refer to the MUTCD for more information.
- ◆ Retroreflective elements for delineators shall have a minimum dimension of 3 inches.
- ◆ Delineators are considered guidance devices rather than warning devices.
- ◆ Delineators may be used on long continuous sections of highway or through short stretches where there are changes in horizontal alignment.

Color Definitions

- ◆ **WHITE:** Lane markings or to mark the right pavement edge.
- ◆ **YELLOW:** Separate traffic moving in opposite directions, or mark the left pavement edge on one-way roadways.
- ◆ **RED:** Used to warn motorists of "Do Not Enter" or "Wrong Way". Also, delineators shall be red when used on a truck escape ramp.
- ◆ **BLUE:** Used to mark the location of fire hydrants on the shoulder or at the curb.
- ◆ **GREEN:** Used for snowplow markings.
- ◆ **ORANGE:** Used in construction work zone areas.

Round Button Delineators



3.25" Round Button Delineators

- ◆ **PRODUCT ID:** RD1314B(X)
- ◆ **Colors (X):** (W) White (Y) Yellow | (R) Red (G) Green | (B) Blue
- ◆ **Body Size:** 3.25"
- ◆ **Substrate:** Plastic Back
- ◆ **Hole Punch:** 1 mounting hole on center
- ◆ **Reflective Size:** 7" sq in
- ◆ **Compatibility:** Delineator has one 7/32" hole in the center and can be mounted onto U-Channel or square post using 3/16" diameter bolts or added to Object Markers using 3/16" rivets.



DELINEATORS & OBJECT MARKERS



Type 1 Object Markers

Warn and alert road users to obstructions within the roadway.

- ◆ **Size:** 18" x 18" for use on all Roadways
- ◆ **Reflective Sheeting:** (H) High Intensity Prismatic
- ◆ **Substrate:** .080" Aluminum
- ◆ **MUTCD Designation:**




- ◆ **PRODUCT ID:** S1818OM11(H)BA
Yellow HIP with Yellow plastic reflectors
- ◆ **PRODUCT ID:** S1818OM12(H)A
Black with Yellow HIP reflectors
- ◆ **PRODUCT ID:** BA080(H)YE1818D
Yellow HIP

Type 2 Object Markers

Warn and alert road users to obstructions adjacent to or within the roadway.

- ◆ **Size:** (1206) 12" x 6" Horizontal | (0612) 6" x 12" Vertical
- ◆ **Reflective:** (H) High Intensity Prismatic
- ◆ **Substrate:** .080" Aluminum
- ◆ **MUTCD Designation:**



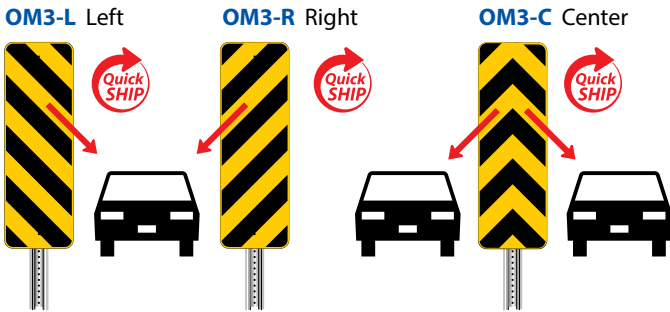
- ◆ **PRODUCT ID:** S1206OM21H(H)BA
- ◆ **PRODUCT ID:** S0612OM21V(H)BA
- ◆ **PRODUCT ID:** S1206OM22HY(H)A
- ◆ **PRODUCT ID:** S0612OM22VY(H)A

SCAN QR codes with Smart Phone camera to view product videos.

Type 3 Object Markers

Warn and alert road users to obstructions adjacent to or within the roadway.

- ◆ **Sizes (XXXX):** (1236) 12" x 36" for use on all Roadways | (0618) 6" x 18" for use on Bicycle Paths
- ◆ **Reflective Sheeting:** (H) High Intensity Prismatic
- ◆ **Substrate:** .080" Aluminum
- ◆ **MUTCD Designation:**



- ◆ **PRODUCT ID:** S(XXXX)OM3L(H)A
- ◆ **PRODUCT ID:** S(XXXX)OM3R(H)A
- ◆ **PRODUCT ID:** S(XXXX)OM3C(H)A

SCAN QR codes with Smart Phone camera to view product videos.

End of Roadway Markers

Warn and alert road users to obstructions within the roadway.

- ◆ **Size:** 18" x 18" for use on all Roadways
- ◆ **Reflective Sheeting:** (H) High Intensity Prismatic
- ◆ **Substrate:** .080" Aluminum
- ◆ **MUTCD Designation:**



- ◆ **PRODUCT ID:** S1818OM41(H)BA
Red HIP with Red plastic reflectors
- ◆ **PRODUCT ID:** S1818OM42(H)A
Black with Red HIP reflectors
- ◆ **PRODUCT ID:** BA080(H)RE1818D
Red HIP

NOTICE Items shown on this page are standard products and have standard lead times. Please ask a customer service specialist for non-standard items and lead times. If plastic buttons are required, please specify when placing order.

Object Marker Faces for Guardrails

Faces placed on the end of guardrails warn and alert road users to the guardrail adjacent to or within the roadway.

- ◆ **PRODUCT ID:** F(XXXX)OM3(X)P
- ◆ **Sizes (XXXX):** (1515) 15" x 15" | (1616) 16" x 16" | (1818) 18" x 18" | (2424) 24" x 24"
- ◆ **Reflective (X):** (H) High Intensity Prismatic | (3) DG3 Diamond Grade | (3)P(Y) Fluorescent DG3 Diamond Grade
- ◆ **Stripe Sizes:** 3" stripes on 18" x 18" & under 4" stripes on 24" x 24" faces
- ◆ **Stripe Direction:** Square Faces are stackable and can be used as both "right" and "left" stripe direction by simply rotating them 180 degree.
- ◆ **Substrate:** Reflective Sheeting Face with Adhesive
- ◆ **Installation:** Faces have adhesive back for direct application to metal guardrail surface with proper surface preparation.



Drain Tile Sign

- ◆ **PRODUCT ID:** JMSS10107619(H)A
- ◆ **Size:** 10" x 10"
- ◆ **Substrate:** .080" Aluminum
- ◆ **Reflective Sheeting:** (H) High Intensity Prismatic
- ◆ **Hole Punch:** 2 holes, 1 top and 1 bottom on center.

About Object Markers

The purpose of object markers is to mark obstructions located within or adjacent to the roadway including underpass piers, bridge abutments, handrails, ends of traffic barriers, utility poles, and culvert headwalls. Other roadside conditions, such as narrow shoulders, drop-offs, gores, small islands, and abrupt changes in the roadway alignment, that might make it undesirable for a road user to leave the roadways, also create a need for a marker. Refer to MUTCD for more information.



The CPC STANDARD Finished Street Name Sign Designs are a Top Seller and are MUTCD Compliant.

The CPC Standard is a top selling choice for easy ordering plus offers faster shipping than choosing your own options from the comprehensive list of available MUTCD compliant options.

CPC Standard Finished Street Name Signs Checklist

MUTCD COMPLIANT STREET NAME SIGNS

QTY: ___ 6" Tall Sign Blades

◆ **Roadway Type:** Local Low Volume Two-Lane Roads with Speed Limits of 25 MPH or less

◆ **CPC STANDARD PRODUCT ID:** M1CPC(06XX)FHA(CCCC)

◆ **Flat Blade: (06XX)**
6" x variable lengths (36" MAX)
.080 Aluminum | No Hole Punch |
.75" Corner Radius

◆ **Letter Height:** 4" Prefix | 4" Primary | 2" Suffix

◆ **Letter Case:** Upper/Lower Case

◆ **Letter Font:** Highway Gothic B

◆ **Sign Border:** NONE

◆ **Reflective Sides:** Double-Sided

◆ **Reflective Sheeting Type:** High Intensity Prismatic

◆ **Color Scheme:**

- White on Green
- White on Blue
- White on Brown
- Black on White
- White on Black

N Custom Signs Dr

N Custom Signs Dr

N Custom Signs Dr

N Custom Signs Dr

N Custom Signs Dr

◆ **Retroreflectivity Management:**

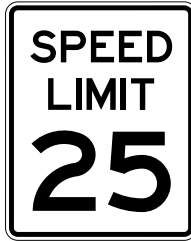
Would you like to implement an minimum retro-reflectivity assessment method, at no extra charge? (Placement: Bottom Right Hand Corner)

- Yes No

___Manufacturer Date ___Expiration Date

MFG MMY

EXP MMY



QTY: ___ 9" Tall Sign Blades

◆ **Roadway Type:** Two Lane Roads Over 25 MPH and Multi Lane Roads 0-40 MPH

◆ **CPC STANDARD PRODUCT ID:** M1CPC(09XX)FHA(CCCC)

◆ **Flat Blade: (09XX)**
9" x variable lengths (42" MAX)
.080 Aluminum | No Hole Punch |
.75" Corner Radius

◆ **Letter Height:** 6" Prefix | 6" Primary | 3" Suffix

◆ **Letter Case:** Upper/Lower Case

◆ **Letter Font:** Highway Gothic B

◆ **Sign Border:** NONE

◆ **Reflective Sides:** Double-Sided

◆ **Reflective Sheeting Type:** High Intensity Prismatic

◆ **Color Scheme:**

- White on Green
- White on Blue
- White on Brown
- Black on White
- White on Black

N Custom Signs Dr

N Custom Signs Dr

N Custom Signs Dr

N Custom Signs Dr

N Custom Signs Dr

◆ **Retroreflectivity Management:**

Would you like to implement an minimum retro-reflectivity assessment method, at no extra charge? (Placement: Bottom Right Hand Corner)

- Yes No

___Manufacturer Date ___Expiration Date

MFG MMY

EXP MMY



IMPORTANT NOTE: Please e-mail or fax your list of signs (MUST BE A TYPED LIST), along with the specifications you've selected above for a personalized quote. Prefixes/Suffixes MUST use MUTCD Abbreviation, No Punctuation, Special Characters or Block Numbers allowed. No Design Proofs are provided with CPC Standard Finished Street Name Design Orders. Street Name Signs are Priced based on Length.



Comprehensive Finished Street Name Signs Checklist

Easy Order Checklist:

1 Select Blade

- Flat Blade .080" Aluminum
- Extruded Blade NO RADIUS
6" and 9" Blade Heights Only
- Econo Vandal Resistant
3MM ACM MATERIAL - NO SCRAP VALUE
6", 8" and 9" Blade Heights Only



2 Reflective Type

- High Intensity Prismatic
- DG³ MUTCD guidance - For ground and overhead mounted signage: White reflective must be > 120 candlepower, Green must be > 7.

3 Color Scheme

- White on Green
- White on Blue
- White on Brown
- Black on White
- White on Black
- Other/Custom



MUTCD guidance - Acceptable alternative background colors to Green are Blue, Brown or White. The legend shall be White, except for Black on White signs. Custom colors require adequate contrast, call a customer service specialist for guidance.

4 Sides

- Double Face Ground Mount
- Single Face Overhead Mount

5 Border

MUTCD guidance - Borders are optional, but if used, must be the same color as the letters.

- None
- Edge - Should use on dark backgrounds
- Inset - Should use on white backgrounds

6 a. Logo or Route Symbol

- None MUTCD guidance - Route symbols or Logos may be placed on the left side of a sign. The maximum height is the same as the letter height.
- Yes

6 b. Prefix/Suffix

- Full Size
- Half Size MUTCD Guidance - Prefix/Suffix Height may be smaller than the height of the primary copy and may be abbreviated. No punctuation is to be used.

7 Vandal Resistant Hole Punch

- None
- VPA 12 Bolt thru
- Other

Roadway Type Local Two Lane Roads 0-25 MPH

MUTCD guidance - Initial upper-case letters at least 4" high and lower-case letters 3/4 height of upper-case.

8 Dimensions



Blade Height: 6" | Corner Radius .75"
Letter Height/Prefix: 4" | Suffix Height: 2"
Font: Highway Gothic B | Case: U/L



Blade Height: 8" | Corner Radius .75"
Letter Height/Prefix: 4" | Suffix Height: 2"
Font: Highway Gothic B | Case: U/L

Two Lane Roads Over 25 MPH and Multi Lane Roads 0-40 MPH

MUTCD guidance - Initial upper-case letters at least 6" high and lower-case letters 3/4 height of upper-case.



Blade Height: 9" | Corner Radius .75"
Letter Height/Prefix: 6" | Suffix Height: 3"
Font: Highway Gothic B | Case: U/L



Blade Height: 12" | Corner Radius 1.5"
Letter Height/Prefix: 6" | Suffix Height: 3"
Font: Highway Gothic B | Case: U/L

Multi Lane Roads Over 40 MPH

MUTCD guidance - Initial upper-case letters at least 8" high and lower-case letters 3/4 height of upper-case.



Blade Height: 12" | Corner Radius 1.5"
Letter Height/Prefix: 8" | Suffix Height: 4"
Font: Highway Gothic B | Case: U/L

Overhead Mast Arm

MUTCD guidance - Initial upper-case letters at least 12" high and lower-case letters 3/4 height of upper-case.



Blade Height: 18" | Corner Radius 1.5"
Letter Height/Prefix: 8" | Suffix Height: 8"
Font: Highway Gothic C | Case: U/L



Blade Height: 18" | Corner Radius 1.5"
Letter Height/Prefix: 8" | Suffix Height: 4"
Font: Highway Gothic C | Case: U/L



Blade Height: 24" | Corner Radius 1.5"
Letter Height/Prefix/Suffix Height: 12"
Font: Highway Gothic C | Case: U/L



Blade Height: 24" | Corner Radius 1.5"
Letter Height/Prefix: 12" | Suffix Height: 6"
Logo/Route Symbol Height: 12"
Font: Highway Gothic C | Case: U/L

Street Name Signs are Priced based on Length. Please e-mail or fax your list of signs, along with the specifications you've selected for a personalized quote.

Street Name Signs MUST be Type II copy on Type I background or better.

We recommend using **3M** High Intensity Prismatic for **Ground Mounted SNS** and **3M** Diamond Grade Cubed for **Overhead Mounted SNS**

IMPORTANT NOTE: Please e-mail or fax your list of signs (MUST BE A TYPED LIST), along with the specifications you've selected above for a personalized quote. Prefixes/Suffixes MUST use MUTCD Abbreviation, No Punctuation, Special Characters or Block Numbers allowed. Street Name Signs are Priced based on Length.

MUTCD COMPLIANT STREET NAME SIGNS



Street Name Finished Signs & Blanks

STREET NAME FINISHED SIGNS & BLANKS

Finished Signs


- Doubled-Sided
- Standard/Custom Color
- Custom Text & Font
- White HIP • **Bent Lip**



OSI41001CHWH - 36" x 13.5"
OSI41001JHWH - 30" x 11"



OSI41016CHWH - 36" x 15"
OSI41016JHWH - 30" x 11.82"



OSI41003CHWH - 36" x 12"
OSI41003JHWH - 30" x 9.25"



OSI41004CHWH - 36" x 14.25"
OSI41004JHWH - 30" x 11.5"



OSI41025CHWH - 36" x 12"
OSI41025JHWH - 30" x 10"

Finished Signs


- Doubled-Sided
- Standard/Custom Color
- Custom Text & Font
- White HIP • **NO Lip**



OSI11001CHWH - 36" x 13.5"
OSI11001JHWH - 30" x 11"



OSI11016CHWH - 36" x 15"
OSI11016JHWH - 30" x 11.82"



OSI11003CHWH - 36" x 12"
OSI11003JHWH - 30" x 9.25"



OSI11004CHWH - 36" x 14.25"
OSI11004JHWH - 30" x 11.5"





Logo Signs

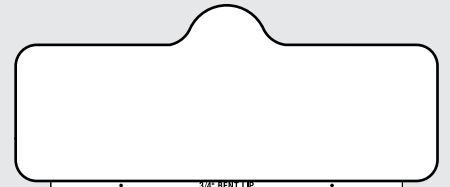
OSI3CLOGOHWH - 9" x 9"
OSI3JLOGOHWH - 6" x 6"


Sheeted Reflective Blanks

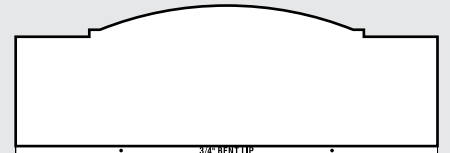
- Doubled-Sided
- White HIP • **Bent Lip**




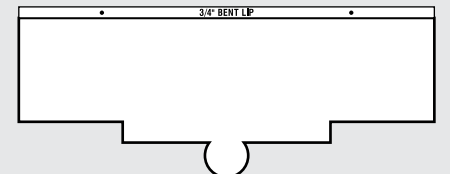
OSIS41001CHWH - 36" x 13.5"
OSIS41001JHWH - 30" x 11" 




OSIS41016CHWH - 36" x 15"
OSIS41016JHWH - 30" x 11.82" 




OSIS41003CHWH - 36" x 12"
OSIS41003JHWH - 30" x 9.25" 



OSIS41004CHWH - 36" x 14.25"
OSIS41004JHWH - 30" x 11.5" 



OSIS41025CHWH - 36" x 12"
OSIS41025JHWH - 30" x 10" 

Federal Standard Finished Signs • Letters: B Series or largest Highway Gothic Font Series that space allows on sign • Doubled-Sided • No Holes • No Border • White HIP • **NO Lip** **M2AH(X)D(XXXX)(R)BM(XX)N**

Overlay Film Color: (X) =

- (A)  (B)  (C)  (D)  (E) 

Blade Size: (XXXX) = (0942) 42" x 9" | (0936) 36" x 9" | (0630) 30" x 6" | (0636) 36" x 6"

Corner Radius: (R) = (T) 1.5" Radius for 9" Sign Trim Brackets | (S) .75" Radius for all other brackets


Letter Height: (XX) = (63) 6" Primary/Prefix & 3" Suffix for 9" Signs | (42) 4" Primary/Prefix & 2" Suffix for 6" Signs



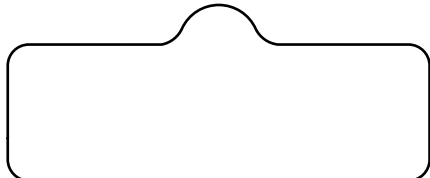
Street Name Finished Signs & Blanks

Sheeted Reflective Blanks

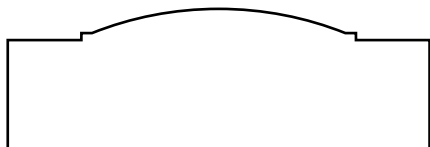
- Doubled-Sided
- White HIP • **NO Lip**



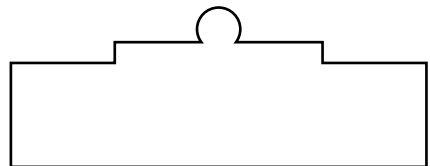
OSIS11001CHWH - 36" x 13.5"
OSIS11001JHWH - 30" x 11"



OSIS11016CHWH - 36" x 15"
OSIS11016JHWH - 30" x 11.82"



OSIS11003CHWH - 36" x 12"
OSIS11003JHWH - 30" x 9.25"



OSIS11004CHWH - 36" x 14.25"
OSIS11004JHWH - 30" x 11.5"



BA080HWH1236SNSRD - 36" x 12"
BA080HWH0936SNSRD - 36" x 9"
BA080HWH0630SNSRD - 30" x 6"

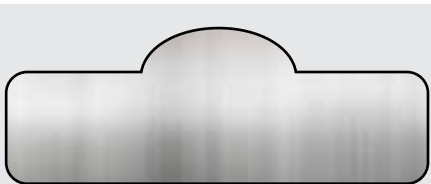


Use below items in 9" trim sign bracket


BA080HWH0936SNSRD15 - 36" x 9"
BA080HWH0942SNSRD15 - 42" x 9"

Bare Blanks

- Bent Lip



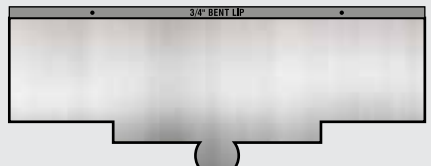
OSIB41001C - 36" x 13.5"
OSIB41001J - 30" x 11"



OSIB41016C - 36" x 15"
OSIB41016J - 30" x 11.82"



OSIB41003C - 36" x 12"
OSIB41003J - 30" x 9.25"



OSIB41004C - 36" x 14.25"
OSIB41004J - 30" x 11.5"




OSIB41025C - 36" x 12"
OSIB41025J - 30" x 10"




Bare Blanks

- No Lip



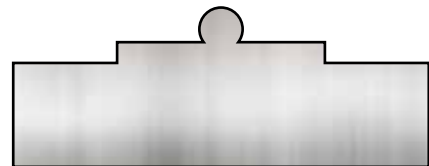
OSIB11001C - 36" x 13.5"
OSIB11001J - 30" x 11"



OSIB11016C - 36" x 15"
OSIB11016J - 30" x 11.82"



OSIB11003C - 36" x 12"
OSIB11003J - 30" x 9.25"



OSIB11004C - 36" x 14.25"
OSIB11004J - 30" x 11.5"



BA0801236SNSR - 36" x 12"
BA0800936SNSR - 36" x 9"
BA0800630SNSR - 30" x 6"



Use below items in 9" trim sign bracket

BA0800936SNSR15 - 36" x 9"
BA0800942SNSR15 - 42" x 9"

STREET NAME FINISHED SIGNS & BLANKS



Check out Custom Street Name Packages on pages 34-45.

Designs that fit your neighborhood style while eliminating the guesswork on MUTCD compliancy.



Metro Street Name Signs

Installation: Metro Street Name Signs are designed for overhead mast arm mounting with standard brackets.



A route symbol or a pictograph may be used on the left side of a street name sign.



Standard Finished Metro Signs

- Letters: B Series or largest Highway Gothic Font Series that space allows on sign
- Single-Sided • No Holes • White HIP

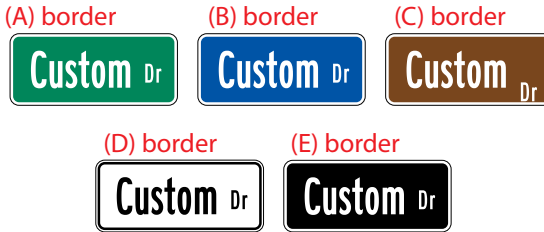


Did You Know?

Traffic & Custom Legend Signs (CLS), both traditional and digitally printed are manufactured to the 3M Matched Component System standards.

The use of 3M's Matched Component System insures your investment. When signs are created with high quality 3M sheeting and components, the sign performance is backed by 3M warranties. The MCS guarantees that signs will remain effective for their intended use and meet minimum values for retroreflection for the specified warranty period. The use of any non-3M materials in conjunction with 3M products will void all warranties.

Standard Overlay Film Colors (shown below)



90" x 30" Sign Blades

Minimum of 8" upper/lower case letters. Fits only 1 line of copy. OS184(XXXX)M1HWH



1025M1



1001M1



1003M1



1004M1



1016M1

90" x 36" Sign Blades

Minimum of 8" upper/lower case letters. Fits 2 lines of copy. OS184(XXXX)M2HWH



1025M2



1001M2



1003M2




1004M2




1016M2

Sign Backers



Laminate Vinyl offers the most cost effective option while retaining the classic feel of the ornamental system. Durable black vinyl is applied to the back of the traffic sign. This option is not visible from the front side of the sign. *Find many more sizes on our website. www.cpcsigns.com*



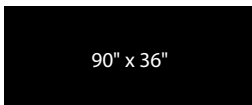
.080 Aluminum Plates offer a lighter weight alternative to Steel Frames while retaining the classic feel of the ornamental system. Oversized by 3" for a defined 1.5" black border around the sign. Punched and radius to match sign. Powder coated semi-gloss black.



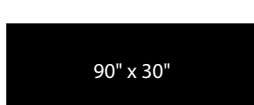
Steel Sign Frames include a steel backer plate welded to angle iron. Frames have a .75" radius and standard .375" holes to match the sign. Powder coated semi-gloss black.

ITEM CODE	FOR SIZES		
	Laminate Vinyl	Aluminum Plate	Steel Frame
OTSBL1206BK	OTSBP1206BK	OTSBF1206BK	12" X 6" Horizontal Rectangle
OTSBL1806BK	OTSBP1806BK	OTSBF1806BK	18" X 6" Horizontal Rectangle
OTSBL1218BK	OTSBP1218BK	OTSBF1218BK	12" X 18" Vertical Rectangle
	OTSBP1812BK	OTSBF1812BK	18" X 12" Horizontal Rectangle
OTSBL2412BK	OTSBP1224BK	OTSBF1224BK	12" X 24" Vertical Rectangle
	OTSBP2412BK	OTSBF2412BK	24" X 12" Horizontal Rectangle
OTSBL1824BK	OTSBP1824BK	OTSBF1824BK	18" X 24" Vertical Rectangle
	OTSBP2418BK	OTSBF2418BK	24" X 18" Horizontal Rectangle
OTSBL2424BK	OTSBP2424DBK	OTSBF2424DBK	24" X 24" Diamond
	OTSBP2424OBK	OTSBF2424OBK	24" X 24" Octagon
	OTSBP2424SBK	OTSBF2424SBK	24" X 24" Square
OTSBL2430BK	OTSBP2430BK	OTSBF2430BK	24" X 30" Vertical Rectangle
OTSBL3030BK	OTSBP3030DBK	OTSBF3030DBK	30" X 30" Diamond
	OTSBP3030OBK	OTSBF3030OBK	30" X 30" Octagon
	OTSBP3030SBK	OTSBF3030SBK	30" X 30" Square
OTSBL3636BK	OTSBP3636DBK	OTSBF3636DBK	36" X 36" Diamond
	OTSBP3636OBK	OTSBF3636OBK	36" X 36" Octagon
	OTSBP3636SBK	OTSBF3636SBK	36" X 36" Square
	OTSBP3636TBK	OTSBF3636TBK	36" X 36" Triangle

Metro Street Name Laminate Vinyl Backer is a cost effective option for a classic feel of the ornamental system. Durable black vinyl is applied to the back of the metro street name sign. The vinyl is not visible from the front side of the sign.



OTSBL9036BK



OTSBL9030BK

SIGN BACKERS • METRO STREET NAME SIGNS



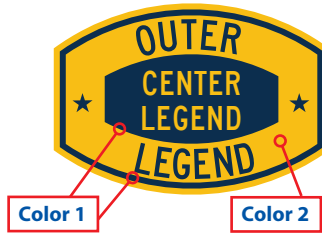
Municipal Decals



DM(C10)(M)(A)
DM(C14)(M)(A)
DM(C18)(M)(A)



DM(Q11508)(M)(A)
DM(Q16115)(M)(A)



CPC Standard Color Chart

Common Center Legends: ROAD DEPT. | SANITARY DEPT. | UTILITY DEPT. | WATER DEPT.
NOTE: Magnetic decals do not cling to aluminum body vehicles.

Utilize the 21 colors on the CPC Standard Color Chart to custom design your municipal decal colors.
Start by choosing a color for the Legend (Copy/Graphics/Border) and then select a color for the background.

Traffic Black PANTONE 3 C	Traffic Blue PANTONE 300 C	Traffic Green PANTONE 3536 C	Traffic Yellow PANTONE 7408 C	Traffic Red PANTONE 3546 C	Traffic Purple PANTONE 259 C	Traffic Orange PANTONE 3564 C
Traffic Brown PANTONE 477 C	Light Navy PANTONE 2965 C	Purple PANTONE 268 C	Olympic Blue PANTONE 299 C	Medium Gray PANTONE Cool Gray 8 C	Burgundy PANTONE 202 C	Maroon PANTONE 7428 C
Dark Brown PANTONE 476 C	Gold PANTONE 7407 C	Parchment PANTONE 3599 C	Camel PANTONE 473 C	Polo Green PANTONE 567 C	Forest Green PANTONE 336 C	White

Municipal Decal Order Checklist

Shape & Size

- (C10) 10" Circle
- (C14) 14" Circle
- (C18) 18" Circle
- (Q11508) 11 1/2" X 8" Squared Oval
- (Q16115) 16" X 11 1/2" Squared Oval

Material (M)

- (N) Non-Reflective Vinyl
- (E) Engineer Grade Reflective
- (H) High Intensity Reflective

Adhesion (A)

- (P) Decal
- (M) Magnetic

Color 1

Color 2

Center Legend

Outer Legend

Banners

Decals

Magnetics


License Plates



Banners for any and every occasion! Available in a variety of sizes and colors, including 4 Color Process Digital Printing.



Decals are very popular for business, clubs, fund-raisers or just for fun! Available in numerous material types and sizes.



Magnetic Material can be used to make Business Cards, Mini Magnets, Calendars, Picture Frames, Car Door Signs and More.



Personalized License Plates made from your choice of aluminum, polyethylene or 6-Ply all-weather card. Car Plate Frames are also available.

Real Estate

Sand Blasted Signs

Security Signs

Political Products



A variety of products are available for Real Estate Companies including Yard Signs, Banners, Magnetics and Decals.



Sand Blasted Signs made with High Density Foam Board with Ornamental Iron Frame.



Security Signs are made of aluminum or polyethylene. Matching window decals and aluminum stakes are also available.



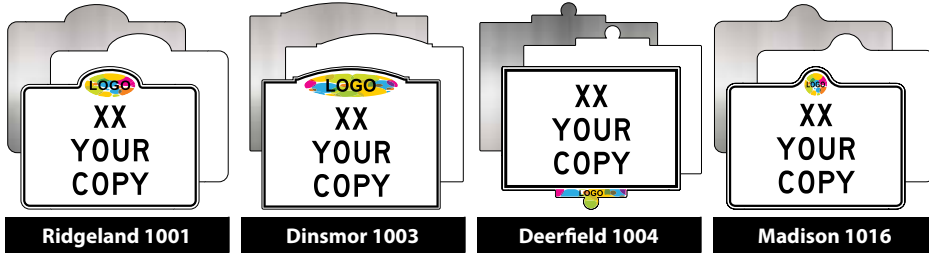
Our Political Products Include Yard Signs, Mini-Billboards, Bumper Stickers, Badges, Door Knob Hangers, and Rally Signs

DECALS & PROMOTIONAL PRODUCTS



Routed Sign Blanks & Finished Signs

Standard Routed Designs

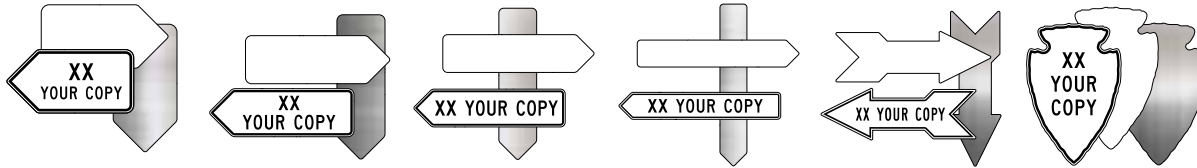


Standard Routed Shape Sizes (width x height)

12" x 12"	24" x 48"	36" x 48"	60" x 30"
12" x 18"	30" x 24"	48" x 24"	60" x 36"
18" x 12"	30" x 30"	48" x 30"	60" x 48"
18" x 18"	30" x 36"	48" x 36"	72" x 30"
18" x 24"	30" x 48"	48" x 48"	72" x 36"
24" x 18"	30" x 60"	48" x 60"	72" x 48"
24" x 24"	36" x 24"	48" x 72"	96" x 36"
24" x 30"	36" x 30"	48" x 96"	96" x 48"
24" x 36"	36" x 36"		

Special Routed Designs (sizes shown = width x height)


Choose 1 of 4 Standard Routed Designs including Ridgeland, Dinsmor, Deerfield & Madison or 1 of 27 ALL NEW Special Routed Designs!



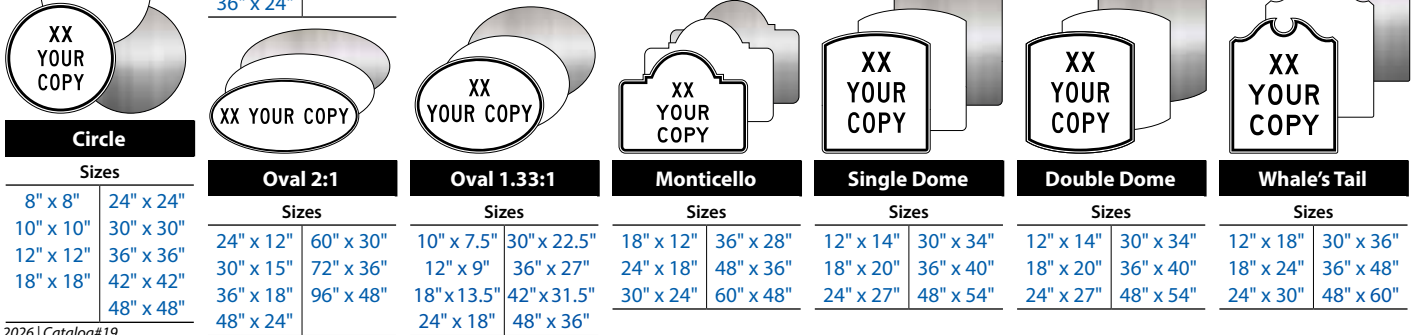
Simple Arrow 2:1		Simple Arrow 3:1		Simple Arrow 4:1		Simple Arrow 6:1		Vintage Arrow		Arrowhead	
Vertical	Horizontal	Vertical	Horizontal	Vertical	Horizontal	Vertical	Horizontal	Vertical	Horizontal	Vertical	Horizontal
6" x 12"	12" x 6"	4" x 12"	12" x 4"	6" x 24"	24" x 6"	4" x 24"	24" x 4"	4" x 12"	12" x 4"	12" x 18"	18" x 12"
9" x 18"	18" x 9"	6" x 18"	18" x 6"	7.5" x 30"	30" x 7.5"	5" x 30"	30" x 5"	6" x 18"	18" x 6"	18" x 27"	27" x 18"
12" x 24"	24" x 12"	8" x 24"	24" x 8"	9" x 36"	36" x 9"	6" x 36"	36" x 6"	8" x 24"	24" x 8"	24" x 36"	36" x 24"
15" x 30"	30" x 15"	10" x 30"	30" x 10"	12" x 48"	48" x 12"	8" x 48"	48" x 8"	10" x 30"	30" x 10"	30" x 45"	45" x 30"
18" x 36"	36" x 18"	12" x 36"	36" x 12"							36" x 54"	54" x 36"
24" x 48"	48" x 24"	16" x 48"	48" x 16"							48" x 72"	72" x 48"



Shield Bouche		Shield Modern		Shield Eagle		Shield Metropolitan		Shield 5 Point Star		Shield 6 Point Star		Shield Maltese Cross	
Sizes		Sizes		Sizes		Sizes		Sizes		Sizes		Sizes	
12" x 12"	30" x 30"	12" x 12"	30" x 30"	12" x 18"	30" x 45"	12" x 12"	30" x 30"	12" x 12"	30" x 30"	11" x 12"	26" x 30"	12" x 12"	30" x 30"
18" x 18"	36" x 36"	18" x 18"	36" x 36"	18" x 27"	36" x 54"	18" x 18"	36" x 36"	18" x 18"	36" x 36"	16" x 18"	31" x 36"	18" x 18"	36" x 36"
24" x 24"	48" x 48"	24" x 24"	48" x 48"	24" x 36"	48" x 72"	24" x 24"	48" x 48"	24" x 24"	48" x 48"	21" x 24"	41" x 48"	24" x 24"	48" x 48"



Scalloped		Scalloped		Archway		Steeple		Octagon		Rhombus		Triangle	
Square Sizes		Rectangle Sizes		Sizes		Sizes		Sizes		Sizes		Sizes	
6" x 6"	24" x 24"	12" x 9"	48" x 24"	8" x 12"	24" x 45"	8" x 12"	24" x 45"	6" x 6"	24" x 24"	6" x 8"	24" x 32"	12" x 12"	30" x 30"
8" x 8"	30" x 30"	18" x 12"	36" x 36"	8" x 16"	30" x 36"	8" x 16"	30" x 36"	8" x 8"	30" x 30"	9" x 12"	30" x 40"	18" x 18"	36" x 36"
12" x 12"	36" x 36"	24" x 12"	48" x 30"	12" x 18"	30" x 60"	12" x 18"	30" x 60"	12" x 12"	36" x 36"	12" x 16"	36" x 48"	24" x 24"	48" x 48"
18" x 18"	48" x 48"	24" x 18"	60" x 30"	12" x 24"	36" x 48"	12" x 24"	36" x 48"	15" x 15"	42" x 42"	18" x 24"	48" x 64"		
		30" x 18"	48" x 36"	18" x 24"	36" x 72"	18" x 24"	36" x 72"	18" x 18"	48" x 48"				
		36" x 18"	60" x 36"	18" x 36"	48" x 60"	18" x 36"	48" x 60"						
		30" x 24"	60" x 48"	24" x 30"	48" x 96"	24" x 30"	48" x 96"						
		36" x 24"											



Circle		Oval 2:1		Oval 1.33:1		Monticello		Single Dome		Double Dome		Whale's Tail	
Sizes		Sizes		Sizes		Sizes		Sizes		Sizes		Sizes	
8" x 8"	24" x 24"	24" x 12"	60" x 30"	10" x 7.5"	30" x 22.5"	18" x 12"	36" x 28"	12" x 14"	30" x 34"	12" x 14"	30" x 34"	12" x 18"	30" x 36"
10" x 10"	30" x 30"	30" x 15"	72" x 36"	12" x 9"	36" x 27"	24" x 18"	48" x 36"	18" x 20"	36" x 40"	18" x 20"	36" x 40"	18" x 24"	36" x 48"
12" x 12"	36" x 36"	36" x 18"	96" x 48"	18" x 13.5"	42" x 31.5"	30" x 24"	60" x 48"	24" x 27"	48" x 54"	24" x 27"	48" x 54"	24" x 30"	48" x 60"
18" x 18"	48" x 48"	48" x 24"		24" x 18"	48" x 36"								

ROUTED SHAPES - BLANKS & SIGNS



Routed Sign Blanks & Finished Signs

Follow the Steps to choose a Routed Sign from bare or sheeted blanks to finished Custom Legend Signs (CLS).

1 Design Shapes & Sizes Standard Radius Corners

NOTE: Choose from shapes and sizes on pages noted.

Standard Routed Designs

Find Sign Design Shape Names & Sizes on page 26, enter info below:

Special Routed Designs

Find Sign Design Shape Names & Sizes on page 26, enter info below:

Standard Shape Designs

Find Sign Design Shape Names & Sizes on page 101, enter info below:

2 Substrate .080" Aluminum

Bare Blank

Reflective Sheeted Blank White High Intensity Prismatic

- Single-Sided
- Add a Black Vinyl Laminate Backer
- Double-Sided

Finished Custom Legend Sign (CLS) Customize a reflective sheeted blank by adding your logo, graphics and copy. Utilize CPC Standard border styles and colors for a quicker ship custom finished sign.

3 Hole Punch/VHB Tape

- 2 Hole Punch** for 1 post mount for signs up to 36" wide
- 4 Hole Punch** for 2 post mount for signs larger than 36" wide
- Corner Holes** 1 hole in each corner for mounting on a wall or surface
- No Holes** for Post and Panel or Wall/Surface Mounting with VHB Tape
 - Add VHB Tape** on perimeter of sign for installation to wall/surface
 - Add VHB Tape** to sign center vertically to mount to one post
 - Add VHB Tape** to sign vertically in the two post mount locations



Find more information @ www.cpcsigns.com

Examples of Custom Finished Signs



CPC Standard Color Chart for Sign Colors



Utilize the 21 colors on the CPC Standard Color Chart to custom design your sign colors. Start by choosing a color for the Legend (Copy/Graphics/Border) and then select a color for the background. The option to add a gold pinstriping to a white border is available at no extra charge. **NOTE: Request Pantone Color Matching Service by calling customer service at 1-800-367-1492. Colors may vary in appearance from catalog, digital screen, substrates and light conditions.**



White



Traffic Black

PANTONE 3 C



Traffic Blue

PANTONE 300 C



Traffic Green

PANTONE 3536 C



Traffic Yellow

PANTONE 7408 C



Traffic Red

PANTONE 3546 C



Traffic Purple

PANTONE 259 C



Traffic Orange

PANTONE 3564 C



Traffic Brown

PANTONE 477 C



Light Navy

PANTONE 2965 C



Purple

PANTONE 268 C



Olympic Blue

PANTONE 299 C



Medium Gray

PANTONE

Cool Gray 8 C



Burgundy

PANTONE 202 C



Maroon

PANTONE 7428 C



Dark Brown

PANTONE 476 C



Gold

PANTONE 7407 C



Parchment

PANTONE 3599 C



Camel

PANTONE 473 C



Polo Green

PANTONE 567 C



Forest Green

PANTONE 336 C

2026 | Catalog #19

ROUTED SHAPES - BLANKS & SIGNS



27

Special Legend Parking Signs

Order Guidance for Standard Color Special Legend Parking Signs

1 Legends & 2 Sign Design Options



1,000s of Special Legend Parking Signs are available at www.cpcsigns.com in your choice of 1 of 5 design styles below:

MUTCD Legend Permissive Style



RESERVED Header Style



No Parking SYMBOL Style



Tow Away Zone SYMBOL Style



Oxford Series Style



3 Sign Sizes

- 12" x 18"
- 18" x 24"

- 18" x 12"
- 24" x 18"

- 12" x 18"
- 18" x 24"

- 12" x 18"
- 18" x 24"

- 12" x 18"
- 18" x 24"

4 Reflective Type

- 3M White High Intensity Prismatic

5 Substrate

- .080" Aluminum

6 Mounting Options

- Post Mount - 2 holes on 1" centers, located top and bottom, standard radius corners. NOTE: Hardware and u-bolt brackets, sold separately.

7 Standard Colors

- Traffic Green on White

- Traffic Green & Black on White

- Traffic Red & Black on White

- Traffic Red & Black on White

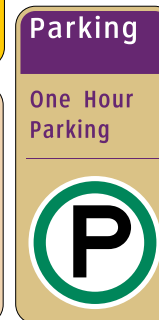
- Traffic Green & Black on White
- Traffic Red & Black on White
- Traffic Blue & Black on White

Standard Colors represent the MUTCD compliant and standard CPC option.

Universal Parking Signs



Easily Semi-Customize ANY Parking Signs utilizing the Standard CPC color combinations shown on the page, at right. Make your selections when ordering by calling 1-800-367-1492. A few examples of the many color matching options available in the color matching program shown below.



Universal Parking Signs

Order Guidance for Semi-Custom Universal Parking Signs

1 Legends

2 Designs

MUTCD
Words Only



MUTCD
Symbol & Words



Header
Header & Words



Architectural
Header, Words & Symbol



Permissive

A

Find 190+ Permissive Parking Sign Legends @ www.cpcsigns.com



Prohibitive

B

Find 25+ Prohibitive Parking Sign Legends @ www.cpcsigns.com



Disabled/Reserved

C

Find 4 Disabled Parking Sign Legends @ www.cpcsigns.com



Choose a Standard or Active Symbol Standard ADA Symbol Active Symbol

3 Sign Sizes

12" x 18"
 18" x 24"

12" x 18"
 18" x 24"

12" x 18"
 18" x 24"

12" x 24"

4 Reflective Type

3M White High Intensity Prismatic

5 Substrate

.080" Aluminum

6 Arrows (Examples of Universal Parking Designs Shown)

- No Arrows or Space
- Left Arrow
- Right Arrow
- Double Arrow



7 Mounting Options

Post Mount

2 holes on 1" centers, located top and bottom, standard radius corners. NOTE: Hardware and u-bolt brackets, sold separately.

Wall Mount

Standard radius corners, with 3/16" screw holes in all (4) corners.

Architectural Standard radius corners without holes.

VHB Tape for a clean appearance without visible fasteners on the sign face.

No Tape

Center Mount

VHB tape mounted to the center of the sign back.

Perimeter Mount

VHB tape mounted to the perimeter of the sign back.

8 Sign Backer



Black Laminate Vinyl applied to the back of a sign provides a durable, cost effective yet classic feel for your ornamental system. Vinyl is not visible from the front side of the sign.

No Backer 12" x 18" 12" x 24" 18" x 24"

NOTE: Aluminum Plates and Steel Sign Frames also available.

9 Standard Colors

Permissive Parking: Traffic Green & Black on White

Prohibitive Parking: Traffic Red & Black on White

Disabled/ADA Parking: Traffic Green, Blue & Black on White

Standard Colors represent the MUTCD compliant and standard CPC option.



Pick Your Own Colors

Match your school, business or town colors with the Custom Reflective Color Matching Program.

CPC Standard Color Chart

Utilize the 21 colors on the CPC Standard Color Chart to custom design your sign colors. Start by choosing a color for the Legend (Copy/Graphics/Border) and then select a color for the background. The option to add a gold pinstriping to a white border is available at no extra charge. Drop-down selections provide an easy ordering solution, during ordering online @ www.cpcsigns.com

NOTE: Request a color change of symbols or request Pantone Color Matching Service by calling customer service at 1-800-367-1492.

Colors may vary in appearance from catalog, digital screen, substrates and light conditions.



White



Traffic Black

PANTONE 3 C



Traffic Blue

PANTONE 300 C



Traffic Green

PANTONE 3536 C



Traffic Yellow

PANTONE 7408 C



Traffic Red

PANTONE 3546 C



Traffic Purple

PANTONE 259 C



Traffic Orange

PANTONE 3564 C



Traffic Brown

PANTONE 477 C



Light Navy

PANTONE 2965 C



Purple

PANTONE 268 C



Olympic Blue

PANTONE 299 C



Medium Gray

PANTONE Cool Gray 8 C



Burgundy

PANTONE 202 C



Maroon

PANTONE 7428 C



Dark Brown

PANTONE 476 C




Gold

PANTONE 7407 C




Parchment

PANTONE 3599 C




Camel

PANTONE 473 C



Polo Green

PANTONE 567 C



Forest Green

PANTONE 336 C



Leave an Impression with a Comprehensive Branding Program

- ◆ Let CPC Signs help you design and develop your own comprehensive branding program.
- ◆ CPC offers a robust line of products and services to help you develop and implement your program from your smallest and simplest to your largest and most complex sign.
- ◆ Utilize CPC's standard design elements and plethora of sign products and mounting systems to create a fully integrated program. Your program will not only be aesthetically pleasing but direct visitors to sites more easily, creating safer roads and visitor satisfaction.
- ◆ Comprehensive Branding Programs are ideal for communities, subdivisions, complexes, campuses, facilities, parking areas and garages, businesses, buildings and entrances plus wayfinding, metro street name signs, city entrance guide signs and ground mounted street name signs.
- ◆ Check out all of the comprehensive branding program elements shown here; on pages 32 and 33.

Design Uniformity

Easily elevate the look of your sign program through Uniformity, to achieve a clean, aesthetically-pleasing appearance that will impress for years to come. Follow CPC's Design Standards and utilize the uniform shapes, design styles, colors, fonts and mounting systems for your entire sign program.

Sign Reflectivity & Substrates

Custom Products utilizes durable DOT Grade raw materials on most of our signage to ensure a time tested, proven performance. 3M High Intensity Prismatic (HIP) Reflective Sheeting and .080" thick aluminum are our most common substrates but others are available by special quote. Also, many of our unique mounting systems allow the option of a double-sided sign.

Sign Sizes

Signs are available in a multitude of sizes for all scale applications from a single letter or number to large signs for identification and navigation.

Sign Shapes - Standard & Contoured

Create a distinctive look for your system by choosing a standard sign shape (see pages 100-101) or a contoured shape from one of our 31 routed shapes (see pages 26-27).

Sign Legends

Utilize a mixture of standard, semi-custom and custom legend signs (CLS) to build your comprehensive branding program quickly without the need to re-invent common and standard legends. This not only saves you time, but money allowing you to get the most out of your budget.

Sign Fonts

CPC's preferred sign font is Highway Gothic. This standard highway font offers maximum visibility and legibility at a distance and at higher speeds.

Already have an established font? Or looking for something different or fancy? CPC can design your signs with many other fonts, by request. Not sure what font to choose? Contact us, we can help!

Sign Logos

Show pride in your business or community by adding your logo to any sign. Don't have a logo? Ask about an icon to add some pizzazz to your sign such as a star, heart, leaf, tree, seashell, animal, etc.

NOTE: Please visit www.cpcsigns.com/artwork-guidelines.php for information on logo requirements and design service fees for non-production ready artwork.

Sign Backers

We got your back...Don't let that single sided sign back go unfinished. Complete the look by adding a Sign Backer to your single-sided sign. Choose from premium quality Steel Frames, Aluminum Plates or Vinyl Laminate backer options to put the finishing touch on your signs (see page 24).



Comprehensive Branding Program

The possibilities are limitless with a Comprehensive Branding Program



CPC Standard Color Chart for Sign Colors

Add some flair to your branding program by utilizing the 21 colors in the CPC Standard Color Chart to design your sign. Start by choosing a color for the Legend (Copy/Graphics/Border) and then select a color for the background. The option to add gold pinstripping to a white border is available at no extra charge. **NOTE: Request Pantone Color Matching Service by calling customer service at 1-800-367-1492.**

Colors may vary in appearance from catalog, digital screen, substrates and light conditions.



Mounting Systems

Mounting System Components are modular to allow you to design and build your own system to suit your taste. From a wall mount to a one or two post mount, the program offers a multitude of styles and options. Components are offered for each post style including u-channel, square and round posts.



U-Channel Posts, Brackets and Hardware 2-3/8" Round Posts, Brackets and Hardware 3" and 4" Round Posts, Brackets and Hardware Punched Square Posts, Brackets and Hardware 3" and 4" Square Posts, Brackets and Hardware

CPC Standard Powder Paint Colors for Mounting Systems

Complement your sign design with powder painted mounting systems. Achieve a classy look with our standard semi-gloss black sign mounting systems. 20 additional standard colors available by custom order to add flair, match your team, town or business colors, or differentiate between zones to help in wayfinding.



Black Semi-Gloss Powder Painted items are available in 20 additional standard colors by custom ordering. Call for details.

Quick Tip
Increase safety with time-tested HI-VIZ Conspicuity Yellow

3M Matched Component System

The use of 3M's Matched Component System insures your investment. When signs are created with high quality 3M sheeting and components, the sign performance is backed by 3M warranties. The MCS guarantees that signs will remain effective for their intended use and meet minimum values for retroreflection for the specified warranty period. The use of any non-3M materials in conjunction with 3M products will void all warranties.



Wayfinding Program

CPC Signs has been a leader in the U.S. outdoor sign industry since 1985.

- ◆ CPC's customer service, sales and production expertise on federal laws regarding traffic and guide signs gives us a unique advantage in the wayfinding industry.
- ◆ This expertise translates into wayfinding signage that engages your visitors with highly visible, easily readable and beautifully designed products that are built to last.
- ◆ We provide personal service thru our extensively trained staff that listen to your wish list and guide you throughout the process of your project, big or small. You'll never get an off-site customer service representative reading from a script.
- ◆ Components are made of high quality materials, and design is never compromised. Explore the Comprehensive Branding program outline on pages 30-31 for more detailed information on the components of a finished sign project.



Sign Panel Frame Mounting System

- ◆ Introducing the new sign panel frame to mount a sign between 2 posts.
- ◆ Choose Round or Square post bases and caps to complete the look.



WAYFINDING PROGRAM OVERVIEW

Sign Panel Bracket Mounting System

- ◆ Utilize the versatile sign panel brackets to mount a wayfinding sign on 1 post or between 2 posts.
- ◆ Choose post bases and caps to complete the look.
- ◆ Be creative with the routed sign shape orientation to explore multiple design layouts possible.
- ◆ Utilize similar routed shapes to create a coordinated branding program.



3-Sided System

The triangle display (shown below) utilizes the round post sign panel brackets to mount wayfinding signs between 3 round posts.




Wayfinding Program

Types of Wayfinding Signage

- ◆ Guide vehicle and pedestrian traffic in and around your town, community, neighborhood or businesses with Directional Signage.
- ◆ Confirm that they are on the right path with Conformational Signage such as "Gate B - 100ft Ahead." or "Check-In Office, 1 Mile Ahead on the Left".
- ◆ Provide Informational Signage that provides more detailed information vital to the route
- ◆ Add to your existing signage or develop an entirely new comprehensive wayfinding program.
- ◆ CPC Components available in Round or Square in a variety of sizes that can be utilized throughout the full scope of a wayfinding program. *Examples: (1) Utilize 4" post systems for larger wayfinding signs on main roads. (2) Utilize 3" post systems for medium sized signs in parking areas, small roads, and alleys. (3) Utilize 2" post systems for smaller signs on sidewalks or any "pedestrian only" trail or path.*

Fits Round Post Sizes	2 ³ / ₈ " O.D. 3" O.D. 4" O.D.	Fits Square Post Sizes	2" 3" 4"
-----------------------	----------------------------------------------------------	------------------------	--------------



U-Bolt & Back-to-Back (B2B) Mounting Systems

- ◆ U-Bolt & B2B Clamps allow for a modern appearance with the posts being mostly hidden behind or between sign layers.
- ◆ U-Bolt Clamps allow for 1 sign to be mounted to a single post.
- ◆ B2B Clamps allow for 2 signs to be mounted back-to-back on a single post.
- ◆ Square and Round U-Bolt & B2B Clamps available in coordinating sizes to fit 2" to 4" round and square posts.



- ◆ Layering signs provides a multi-dimensional feel to the sign system's design.
- ◆ Install as a ground mount or to a custom base, built by your own contractor.



2025 | Catalog#18



PRE-DESIGNED PACKAGES










OXFORD



The Oxford Packages are based on our original and most popular ornamental system.

Pre-designed packages save time and money.

NOTE: All Signs come standard with High Intensity Prismatic (HIP) sheeting. All Street Name Signs come standard as a Flat, Double-Faced Sign Blade. Bases, Posts, Brackets and Hardware are powder coated semi-gloss black for an elegant look.

4-Way Intersection Package Options		Standard Ground Mount Package Codes	Special Ground Mount* Package Codes
Post System with Stop Sign & (2) 30" Blades	 For use on low volume roads with Speed Limits of 25 MPH or less	O40100	O41100
Post System with (2) 30" Blades		O40200	O41200
Post System with Stop Sign & (2) 36" Blades	 For use on higher volume, conventional roads with Speed Limits over 25 MPH	O40150	O41150
Post System with (2) 36" Blades		O40250	O41250
Traffic Sign Package Options		Standard Ground Mount Package Codes	Special Ground Mount* Package Codes
Post System with 30" STOP Sign		O40300	O41300
Post System with 36" YIELD Sign		O40400	O41400
Post System with 30" Warning Sign (Specify MUTCD Sign Code)		O40500	O41500
Post System with 24" x 30" SPEED LIMIT Sign (Specify Speed)		O40650	O41650
Post System with 12" x 18" Parking Sign (Specify Sign Legend)	  	O40700	O41700

*Specify Special Ground Mount


ITEM CODE	Ground Type
RPORZVR1P330RNC	New Concrete
RPORZVR330R	Soft Soil
RPORZVR330RC	Existing Concrete
OPOR3SSMWBK	Surface Mount Welded Plate

Available in Post Sizes

PRE-DESIGNED PACKAGE COMPONENTS




OXFORD

3" Round Steel Post
OPOR35(XX)14BK

Package Posts come in pre-determined 10', 12' or 14' lengths that ensure your signs meet the Federal mounting height requirements. Posts are pre-drilled to eliminate field drilling!



Post Base - **OPOZBR39993BK**
(includes 2 set screws)

Post System




The Post Base Slipover Cover is a clever one piece design that fits the **OPOZBR39993BK** base. Covers the exposed hardware of a Surface Mount Welded Plate.

ADD ON Sold Separately from packages.
OPOZBRZUNBK




Dogwood Sign Arm Brackets
OSIZ4UN(J/C)DOGWDLDBK
J - 30" C - 36"
(2 brackets included in package)

Sign Brackets




Black Torx Head Screws
OZHRHBTH140
(included with sign arm brackets for mounting 2 lip design street name signs to sign arm brackets)

Hardware Set




Round Post Anchor Plate
BA080APLATE238
(keeps post from rotating)



Self Tapping Metal Screw
RH141HEX
(2 screws included in package)

Standard Ground Mount



RPORZVR1P330RNC
New Concrete

RPORZVR330R
Soft Soil

RPORZVR330RC
Existing Concrete

Breakaway Mount



OPOR35SMWBK
Surface Mount Welded Plate


Surface Mount





Spear Finial
OPOZFR39516MDBK
(includes 3 black set screws)


Finial


Double-Sided Sign Blades
OSI41001(J/C)HWH J - 30" x 11" | C - 36" x 13.5"
White High Intensity Sheeting
(2 sign blades included in package)
Choose Standard Color Scheme (X)

(A)

White on Green

(B)

White on Blue

(C)

White on Brown

(D)

Black on White


(E)

White on Black

Sign Blades




Hardware Set **OZHRH03**
(Set of 4 for mounting 2 sign brackets to post)


Hardware Set




30" x 30"
STOP Sign
S3030R11HA
HIP Sheeting




36" x 36" x 36"
YIELD Sign
S3636R12HA
HIP Sheeting



30" x 30"
Warning Sign
S3030(XXX)HA
HIP Sheeting
**Specify Legend*



24" x 30"
SPEED LIMIT Sign
S2430R21(XX)HA
HIP Sheeting
**Specify Speed*




12" x 18"
Parking Sign
S1218(XXX)HA
HIP Sheeting
**Specify Legend*

Traffic Signs




U-Bolt Clamps
OTSBRZ3UBCLAMP3BK
(Set of 2 included in each package for mounting traffic sign to post)


U-Bolt Clamps




30" x 30"
Steel Frame
OTSBF30300BK




36" x 36" x 36"
Steel Frame
OTSBF3636TBK



30" x 30"
Steel Frame
OTSBF3030DBK



24" x 30"
Steel Frame
OTSBF2430BK



12" x 18"
Steel Frame
OTSBF1218BK

Traffic Sign Frames

RH141HEXSETTER
Driver For Self-Tapping Screws
RHBTHB3

Installation Tools
SOLD Separately



RHSSKT100
Allen Wrench Tool For Set Screws



Torx Head Screw Bit
RHBTHB14



PRE-DESIGNED PACKAGES










VICKSBURG



The Vicksburg Packages provide a unique and stark contrast to the other package design options.

Pre-designed packages save time and money.

NOTE: All Signs come standard with High Intensity Prismatic (HIP) sheeting. All Street Name Signs come standard as a Flat, Double-Faced Sign Blade. Bases, Posts, Brackets and Hardware are powder coated semi-gloss black for an elegant look.

4-Way Intersection Package Options		Standard Ground Mount Package Codes	Special Ground Mount* Package Codes
Post System with Stop Sign & (2) 6" x 36" Blades	 For use on low volume roads with Speed Limits of 25 MPH or less	030100	031100
Post System with (2) 6" x 36" Blades		030200	031200
Post System with Stop Sign & (2) 9" x 36" Blades	 For use on higher volume, conventional roads with Speed Limits over 25 MPH	030150	031150
Post System with (2) 9" x 36" Blades		030250	031250
Traffic Sign Package Options		Standard Ground Mount Package Codes	Special Ground Mount* Package Codes
Post System with 30" STOP Sign		030300	031300
Post System with 36" YIELD Sign		030400	031400
Post System with 30" Warning Sign (Specify MUTCD Sign Code)		030500	031500
Post System with 24" x 30" SPEED LIMIT Sign (Specify Speed)		030650	031650
Post System with 12" x 18" Parking Sign (Specify Sign Legend)	  	030700	031700

*Specify Special Ground Mount

ITEM CODE	Ground Type
RPORZVR1P330RNC	New Concrete
RPORZVR330R	Soft Soil
RPORZVR330RC	Existing Concrete
OPOR3ASMWBK	Surface Mount Welded Plate

Utilize the versatile round post sign panel brackets (page 55) to mount wayfinding signs between round posts. A triangle display shown using the Vicksburg components with sign panel brackets added.



Available in Post Sizes

PRE-DESIGNED PACKAGE COMPONENTS



VICKSBURG




Package Posts come in pre-determined 10', 12' or 14' lengths that ensure your signs meet the Federal mounting height requirements. Posts are pre-drilled to eliminate field drilling!

3" Round Fluted Aluminum Post
OPOR3AF(XX)125BK(P3)



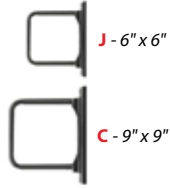
Post Base
OPOZBR35B33BK

Post System



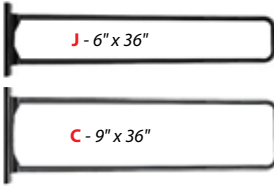
The Post Base Slipover Cover is a clever one piece design that fits the **OPOZBR35B33BK** base. Covers the exposed hardware of a Surface Mount Welded Plate.

ADD ON Sold Separately from packages.
OPOZBRZUNBK



J - 6" x 6"
C - 9" x 9"


Logo Trim Bracket
OSIZ3UN(J/C)TRIMLOGOBK
(2 brackets included in package)




J - 6" x 36"
C - 9" x 36"

Sign Trim Bracket
OSIZ3UN(J/C)TRIM36BK
(2 brackets included in package)

Sign Brackets




Round Post Anchor Plate
BA080APLATE238
(keeps post from rotating)



Self Tapping Metal Screw
RH141HEX
(2 screws included in package)

Standard Ground Mount



RPORZVR1P330RNC
New Concrete

RPORZVR330R
Soft Soil

RPORZVR330RC
Existing Concrete

Breakaway Mount



OPOR3ASMWBK
Surface Mount Welded Plate

Surface Mount



Ball Finial
OPOZFR3FINB3BK
(includes 3 black set screws)

Finial

Sign Blades **M2AH(X)D(0636)SBM42N** - 6" x 36" | Sign Blades **M2AH(X)D(0936)TBM63N** - 9" x 36"
Sign Logo Blades **OSI3(J/C)LOGOHWH** - (J) 6" x 6" | (C) 9" x 9"
Double-Sided | White High Intensity Sheeting
(2 sign blades & 2 logo plaques included in package)
Choose Standard Color Scheme (X)



White on Brown



White on Green



Black on White



White on Blue




White on Black

Sign Blades




Hardware Set **OZHRH03L3**
(Set of 4 for mounting 2 sign brackets to post)


Hardware Set




30" x 30"
STOP Sign
S3030R11HA
HIP Sheeting




36" x 36" x 36"
YIELD Sign
S3636R12HA
HIP Sheeting



30" x 30"
Warning Sign
S3030(XXX)HA
HIP Sheeting
**Specify Legend*



24" x 30"
SPEED LIMIT Sign
S2430R21(XX)HA
HIP Sheeting
**Specify Speed*




12" x 18"
Parking Sign
S1218(XXXX)HA
HIP Sheeting
**Specify Legend*

Traffic Signs




U-Bolt Clamps
OTSBRZ3UBCLAMP3BK
(Set of 2 included in each package for mounting traffic sign to post)


U-Bolt Clamps




33" x 33"
Aluminum Plate
OTSBP30300BK




39" x 39" x 39"
Aluminum Plate
OTSBP3636TBK



33" x 33"
Aluminum Plate
OTSBP3030DBK



27" x 33"
Aluminum Plate
OTSBP2430BK



15" x 21"
Aluminum Plate
OTSBP1218BK

Traffic Sign Backers



RH141HEXSETTER
Driver For Self-Tapping Screws

Installation Tools
SOLD Separately



RHBSKT100
Allen Wrench Tool
For Set Screws

PRE-DESIGNED PACKAGES

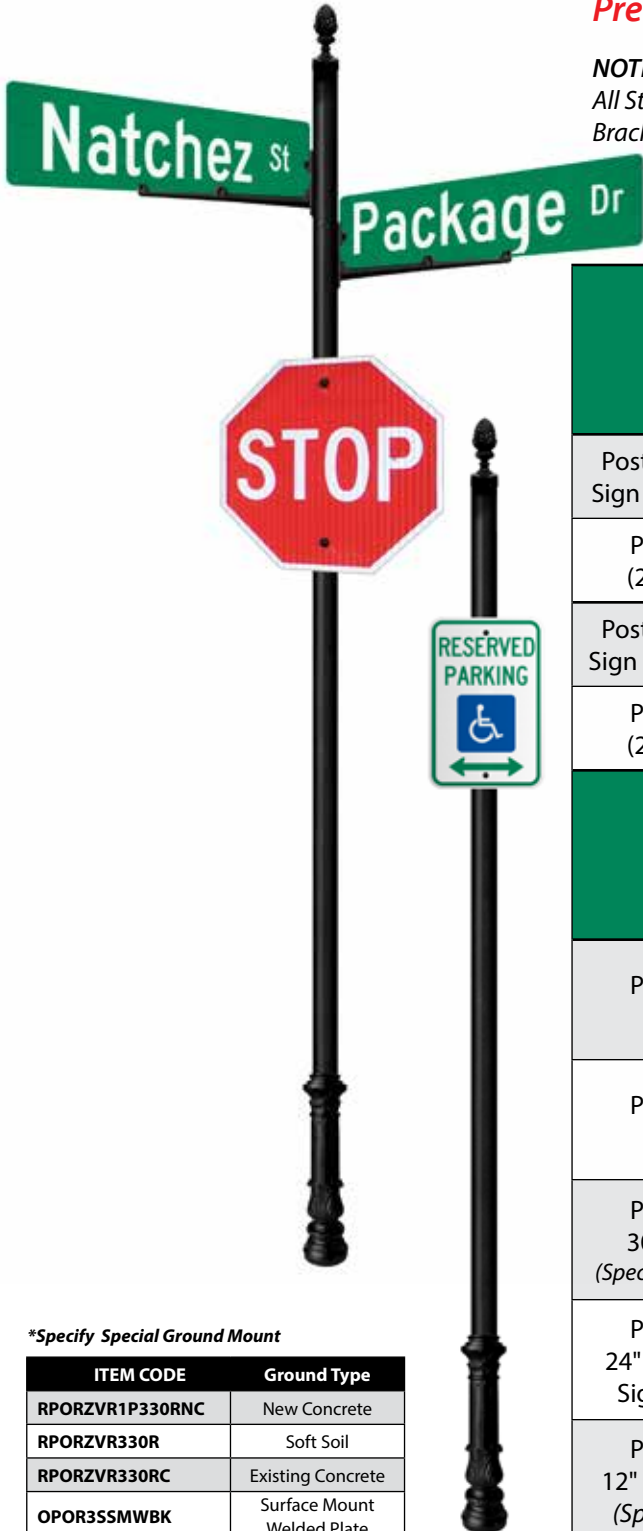
NATCHEZ












The Natchez Packages are the simplistic, sleek and modern version of the Oxford Packages.

Pre-designed packages save time and money.

NOTE: All Signs come standard with High Intensity Prismatic (HIP) sheeting. All Street Name Signs come standard as a Flat, Double-Faced Sign Blade. Bases, Posts, Brackets and Hardware are powder coated semi-gloss black for an elegant look.



4-Way Intersection Package Options		Standard Ground Mount Package Codes	Special Ground Mount* Package Codes
Post System with Stop Sign & (2) 6" x 30" Blades	 For use on low volume roads with Speed Limits of 25 MPH or less	O20100	O21100
Post System with (2) 6" x 30" Blades		O20200	O21200
Post System with Stop Sign & (2) 9" x 36" Blades	 For use on higher volume, conventional roads with Speed Limits over 25 MPH	O20150	O21150
Post System with (2) 9" x 36" Blades		O20250	O21250
Traffic Sign Package Options		Standard Ground Mount Package Codes	Special Ground Mount* Package Codes
Post System with 30" STOP Sign		O20300	O21300
Post System with 36" YIELD Sign		O20400	O21400
Post System with 30" Warning Sign (Specify MUTCD Sign Code)		O20500	O21500
Post System with 24" x 30" SPEED LIMIT Sign (Specify Speed)		O20650	O21650
Post System with 12" x 18" Parking Sign (Specify Sign Legend)	  	O20700	O21700

*Specify Special Ground Mount

ITEM CODE	Ground Type
RPORZVR1P330RNC	New Concrete
RPORZVR330R	Soft Soil
RPORZVR330RC	Existing Concrete
OPOR3SSMBWK	Surface Mount Welded Plate




Available in Post Sizes

PRE-DESIGNED PACKAGE COMPONENTS




NATCHEZ





3" Round Steel Post
OPOR35(XX)14BK(P2)

Package Posts come in pre-determined 10, 12' or 14' lengths that ensure your signs meet the Federal mounting height requirements. Posts are pre-drilled to eliminate field drilling!



Post Base - **OPOZBR39993BK**
(includes 2 set screws)

Post System




The Post Base Slipover Cover is a clever one piece design that fits the **OPOZBR39993BK** base. Covers the exposed hardware of a Surface Mount Welded Plate.
ADD ON Sold Separately from packages.
OPOZBRZUNBK




Cantilever Wing Brackets
OSIZ2UNCT800BK - 24" Long
(2 brackets and black set screws included in package)

Sign Brackets




Round Post Anchor Plate
BA080APLATE238
(keeps post from rotating)



Self Tapping Metal Screw
RH141HEX
(2 screws included in package)

Standard Ground Mount



RPORZVR1P330RNC
New Concrete
RPORZVR330R
Soft Soil
RPORZVR330RC
Existing Concrete

Breakaway Mount



OPOR35SMWBK
Surface Mount Welded Plate

Surface Mount



Pineapple Finial
OPOZFR3657MDBK
(includes 3 black set screws)

Finial

Sign Blades **M2AH(X)D0630SBM42N** - 6" x 30"
Sign Blades **M2AH(X)D0936SBM63N** - 9" x 36"
Double-Sided | White HIP
(2 sign blade sets included in package)
Choose Standard Color Scheme (X)

(A) **White on Green**

(B) **White on Blue**

(C) **White on Brown**

(D) **Black on White**


(E) **White on Black**

Sign Blades




Hardware Set **OZHRH03**
(Set of 4 for mounting 2 sign brackets to post)


Hardware Set




30" x 30"
STOP Sign
S3030R11HA
HIP Sheeting




36" x 36" x 36"
YIELD Sign
S3636R12HA
HIP Sheeting



30" x 30"
Warning Sign
S3030(XXX)HA
HIP Sheeting
**Specify Legend*



24" x 30"
SPEED LIMIT Sign
S2430R21(XX)HA
HIP Sheeting
**Specify Speed*




12" x 18"
Parking Sign
S1218(XXXX)HA
HIP Sheeting
**Specify Legend*

Traffic Signs




U-Bolt Clamps
OTSBRZ3UBCLAMP3BK
(Set of 2 included in each package for mounting traffic sign to post)


U-Bolt Clamps




30" x 30"
Laminate Vinyl Backer
OTSBL3030BK




36" x 36" x 36"
Laminate Vinyl Backer
OTSBL3636BK



30" x 30"
Laminate Vinyl Backer
OTSBL3030BK



24" x 30"
Laminate Vinyl Backer
OTSBL2430BK



12" x 18"
Laminate Vinyl Backer
OTSBL1218BK

Traffic Sign Backers


RH141HEXSETTER
Driver For Self-Tapping Screws

Installation Tools
SOLD Separately



Installation Tools

RHBSSKT100
Allen Wrench Tool For Set Screws



PRE-DESIGNED PACKAGES










CLARKSDALE



The Clarksdale Packages are our most cost-effective ornamental packages.

Pre-designed packages save time and money.

NOTE: All Signs come standard with High Intensity Prismatic (HIP) sheeting. All Street Name Signs come standard as a Flat, Double-Faced Sign Blade. Bases, Posts, Brackets and Hardware are powder coated semi-gloss black for an elegant look.

4-Way Intersection Package Options		Standard Ground Mount Package Codes	Special Ground Mount* Package Codes
Post System with Stop Sign & (2) 6" x 30" Blades	 For use on low volume roads with Speed Limits of 25 MPH or less	O10100	O11100
Post System with (2) 6" x 30" Blades		O10200	O11200
Post System with Stop Sign & (2) 9" x 36" Blades	 For use on higher volume, conventional roads with Speed Limits over 25 MPH	O10150	O11150
Post System with (2) 9" x 36" Blades		O10250	O11250
Traffic Sign Package Options		Standard Ground Mount Package Codes	Special Ground Mount* Package Codes
Post System with 30" STOP Sign		O10300	O11300
Post System with 36" YIELD Sign		O10400	O11400
Post System with 30" Warning Sign (Specify MUTCD Sign Code)		O10500	O11500
Post System with 24" x 30" SPEED LIMIT Sign (Specify Speed)		O10650	O11650
Post System with 12" x 18" Parking Sign (Specify Sign Legend)	  	O10700	O11700

*Specify Special Ground Mount

ITEM CODE	Ground Type
RPORZVR1P330RNC	New Concrete
RPORZVR330R	Soft Soil
RPORZVR330RC	Existing Concrete
OPOR3ASMWBK	Surface Mount Welded Plate



Available in Post Sizes

PRE-DESIGNED PACKAGE COMPONENTS



CLARKSDALE




Package Post come in pre-determined 10', 12' or 14' length that ensure the signs meet Federal mounting height requirements.

3" Round Fluted Aluminum Post
OPOR3AF(XX)125BK



Post Base
OPOZBR35B33BK

Post System



The Post Base Slipover Cover is a clever one piece design that fits the **OPOZBR35B33BK** base. Covers the exposed hardware of a Surface Mount Welded Plate.

ADD ON Sold Separately from packages.
OPOZBRZUNBK



5.5" Crosspiece
OSIZ1CRP990FBK

(Sign brackets include black set screws)



5.5" Round Post Cap
OSIZ1R3P993FBK




12" Crosspiece
OSIZ1CRJ412CFBK




12" Round Post Cap
OSIZ1R3J412RFBK

Sign Brackets




Round Post Anchor Plate
BA080APLATE238
(keeps post from rotating)



Self Tapping Metal Screw
RH141HEX
(2 screws included in package)

Standard Ground Mount



RPORZVR1P330RNC
New Concrete

RPORZVR330R
Soft Soil

RPORZVR330RC
Existing Concrete

Breakaway Mount



OPOR3ASMWBK
Surface Mount Welded Plate

Surface Mount



Closure Cap
OPOZFR3CPLCAP30BK
for Traffic Sign Post System
(includes black set screws)

Closure Cap

Sign Blades **M2AH(X)D0630SBM42N** - 6" x 30"
Sign Blades **M2AH(X)D0936SBM63N** - 9" x 36"
Double-Sided | White HIP
(2 sign blades included in package)
Choose Standard Color Scheme (X)

(A) **White on Green**

(B) **White on Blue**

(C) **White on Brown**

(D) **Black on White**


(E) **White on Black**

Sign Blades




Decorative Top Finial
OPOZF1317FBK
(includes black set screw)


Decorative Top Finial




30" x 30"
STOP Sign
S3030R11HA
HIP Sheeting




36" x 36" x 36"
YIELD Sign
S3636R12HA
HIP Sheeting



30" x 30"
Warning Sign
S3030(XXX)HA
HIP Sheeting
**Specify Legend*



24" x 30"
SPEED LIMIT Sign
S2430R21(XX)HA
HIP Sheeting
**Specify Speed*




12" x 18"
Parking Sign
S1218(XXXX)HA
HIP Sheeting
**Specify Legend*

Traffic Signs




U-Bolt Clamps
OTSBR3UBCLAMP3BK
(Set of 2 included in each package for mounting traffic sign to post)


U-Bolt Clamps




30" x 30"
Laminate Vinyl Backer
OTSBL3030BK




36" x 36" x 36"
Laminate Vinyl Backer
OTSBL3636BK



30" x 30"
Laminate Vinyl Backer
OTSBL3030BK



24" x 30"
Laminate Vinyl Backer
OTSBL2430BK



12" x 18"
Laminate Vinyl Backer
OTSBL1218BK

Traffic Sign Backers

RH141HEXSETTER
Driver For Self-Tapping Screws

Installation Tools
SOLD Separately



RHBSKT100
Allen Wrench Tool
For Set Screws



PRE-DESIGNED PACKAGES

TUPELO

The Tupelo Packages are the only packages that utilize a Square Post, plus Sign Panel Brackets and Deluxe Pyramid Caps to create a unique Wing Bracket Mount Package. The Sign Panel Bracket allows Wing Mounting or Double Post and Panel Mounting options.










Pre-designed packages save time and money.

NOTE: All Signs come standard with High Intensity Prismatic (HIP) sheeting. All Street Name Signs come standard as a Flat, Double-Faced Sign Blade. Bases, Posts, Brackets and Hardware are powder coated semi-gloss black for an elegant look.



*Specify Special Ground Mount

ITEM CODE	Ground Type
RPOSZVS3400S	Soft Soil
OPOR3ASMWBK	Surface Mount Welded Plate


4-Way Intersection Package Options		Standard Ground Mount Package Codes	Special Ground Mount* Package Codes
Post System with Stop Sign & (2) 6" x 30" Blades	 For use on low volume roads with Speed Limits of 25 MPH or less	O60100	O61100
Post System with (2) 6" x 30" Blades		O60200	O61200
Post System with Stop Sign & (2) 9" x 30" Blades	 For use on higher volume, conventional roads with Speed Limits over 25 MPH	O60150	O61150
Post System with (2) 9" x 30" Blades		O60250	O61250
Traffic Sign Package Options		Standard Ground Mount Package Codes	Special Ground Mount* Package Codes
Post System with 30" STOP Sign		O60300	O61300
Post System with 36" YIELD Sign		O60400	O61400
Post System with 30" Warning Sign (Specify MUTCD Sign Code)		O60500	O61500
Post System with 24" x 30" SPEED LIMIT Sign (Specify Speed)		O60650	O61650
Post System with 12" x 18" Parking Sign (Specify Sign Legend)	  	O60700	O61700

Available in Post Sizes

PRE-DESIGNED PACKAGE COMPONENTS




TUPELO

3" Smooth
Square Aluminum Post
OPOS3A(XX)125BKPO

Package Posts come in pre-determined 10', 12' or 14' lengths that ensure your signs meet the Federal mounting height requirements.




Post Base
OPOZBS35BQ13BK

Post System




Sign Panel Brackets
OSIZ5SPS3BK
(2 brackets and black set screws included in package)

Sign Brackets



Galvanized Anchor Plate
BA080APLATEUCH
(keeps post from rotating)



Self Tapping Metal Screw
RH141HEX
(2 screws included in package)

Standard Ground Mount



RPOSZVS3400S
Soft Soil

Breakaway Mount



OPOR3ASMWBK
Surface Mount
Welded Plate

Surface Mount



Utilize the versatile sign panel brackets to mount larger signs between square posts. The possibilities are endless, see pages 30-31 for an overview of the Comprehensive Branding Program.

Sign Blades **OS15JHWH(X)** - 6" x 30"
Sign Blades **OS15SCHWH(X)** - 9" x 30"
Double-Sided | White HIP | .125" thick aluminum*
(2 sign blade sets included in package)
Choose Standard Color Scheme (X)

**Note: Tupelo Packages utilize .125" aluminum street name signs. The extra thickness keeps long blades sturdy even in high winds.*

(A) White on Green

(B) White on Blue

(C) White on Brown

(D) Black on White


(E) White on Black

Sign Blades




Deluxe Pyramid Cap
OPOZF53DP3BK


Finial




30" x 30"
STOP Sign
S3030R11HA
HIP Sheeting




36" x 36" x 36"
YIELD Sign
S3636R12HA
HIP Sheeting



30" x 30"
Warning Sign
S3030(XXX)HA
HIP Sheeting
**Specify Legend*



24" x 30"
SPEED LIMIT Sign
S2430R21(XX)HA
HIP Sheeting
**Specify Speed*




12" x 18"
Parking Sign
S1218(XXXX)HA
HIP Sheeting
**Specify Legend*

Traffic Signs




U-Bolt Clamps
OTSBSZ3UBCLAMPBK
(Set of 2 included in each package for mounting traffic sign to post)


U-Bolt Clamps




30" x 30"
Laminate Vinyl Backer
OTSBL3030BK




36" x 36" x 36"
Laminate Vinyl Backer
OTSBL3636BK



30" x 30"
Laminate Vinyl Backer
OTSBL3030BK



24" x 30"
Laminate Vinyl Backer
OTSBL2430BK



12" x 18"
Laminate Vinyl Backer
OTSBL1218BK

Traffic Sign Backers

Installation Tools
SOLD Separately

The allen wrench can be used to tighten the 2 bracket set screws.

RHBSSKT100
Allen Wrench Tool
For Set Screws



PRE-DESIGNED PACKAGES



MERIDIAN

The Meridian Packages utilize Sign Panel Brackets and Deluxe Dome Caps to create a unique Wing Bracket Mount Package. The Sign Panel Bracket allows Wing Mounting or Double Post and Panel Mounting options.










Pre-designed packages save time and money.

NOTE: All Signs come standard with High Intensity Prismatic (HIP) sheeting. All Street Name Signs come standard as a Flat, Double-Faced Sign Blade. Bases, Posts, Brackets and Hardware are powder coated semi-gloss black for an elegant look.



**Specify Special Ground Mount*

ITEM CODE	Ground Type
RPORZVR1P330RNC	New Concrete
RPORZVR330R	Soft Soil
RPORZVR330RC	Existing Concrete
OPOR3SSMWBK	Surface Mount Welded Plate

4-Way Intersection Package Options		Standard Ground Mount Package Codes	Special Ground Mount* Package Codes
Post System with Stop Sign & (2) 6" x 30" Blades	 For use on low volume roads with Speed Limits of 25 MPH or less	050100	051100
Post System with (2) 6" x 30" Blades		050200	051200
Post System with Stop Sign & (2) 9" x 30" Blades	 For use on higher volume, conventional roads with Speed Limits over 25 MPH	050150	051150
Post System with (2) 9" x 30" Blades		050250	051250
Traffic Sign Package Options		Standard Ground Mount Package Codes	Special Ground Mount* Package Codes
Post System with 30" STOP Sign		050300	051300
Post System with 36" YIELD Sign		050400	051400
Post System with 30" Warning Sign (Specify MUTCD Sign Code)		050500	051500
Post System with 24" x 30" SPEED LIMIT Sign (Specify Speed)		050650	051650
Post System with 12" x 18" Parking Sign (Specify Sign Legend)	  	050700	051700

Available in Post Sizes






PRE-DESIGNED PACKAGE COMPONENTS









MERIDIAN









 <p>Package Posts come in pre-determined 10', 12' or 14' lengths that ensure your signs meet the Federal mounting height requirements.</p> <p>3" Round Steel Post OPOR3S(XX)14BKPO</p>  <p>Post Base OPOZBR38397ABK</p> <p style="writing-mode: vertical-rl; transform: rotate(180deg);">Post System</p>	 <p>Sign Panel Brackets OSIZ5SPR3BK (2 brackets and black set screws included in package)</p> <p style="writing-mode: vertical-rl; transform: rotate(180deg);">Sign Brackets</p>  <p>Utilize 4 sign panel brackets to mount a larger sign panel between 2 sign posts.</p>
-----------------------------------------------------------------------------------------------------------------------------------------------------------------------------------------------------------------------------------------------------------------------------------------------------------------------------------------------------------------------------------------------------------------------------------------------------------------------------------------------------------------------	----------------------------------------------------------------------------------------------------------------------------------------------------------------------------------------------------------------------------------------------------------------------------------------------------------------------------------------------------------------------------------------------------------------------------------------------------------------------------

 <p>Round Post Anchor Plate BA080APLATE238 (keeps post from rotating)</p>  <p>Self Tapping Metal Screw RH141HEX (2 screws included in package)</p> <p style="writing-mode: vertical-rl; transform: rotate(180deg);">Standard Ground Mount</p>	 <p>RPORZVR1P330RNC New Concrete</p> <p>RPORZVR330R Soft Soil</p> <p>RPORZVR330RC Existing Concrete</p> <p style="writing-mode: vertical-rl; transform: rotate(180deg);">Breakaway Mount</p>	 <p>OPOR35SMWBK Surface Mount Welded Plate</p> <p style="writing-mode: vertical-rl; transform: rotate(180deg);">Surface Mount</p>	 <p>Deluxe Dome OPOZFR3DD3BK</p> <p style="writing-mode: vertical-rl; transform: rotate(180deg);">Final</p>
--------------------------------------------------------------------------------------------------------------------------------------------------------------------------------------------------------------------------------------------------------------------------------------------------------------------------------------------------------------------------------------------------------------------------------------------------------------------	-----------------------------------------------------------------------------------------------------------------------------------------------------------------------------------------------------------------------------------------------------------------------------------------------------------------------	---------------------------------------------------------------------------------------------------------------------------------------------------------------------------------------------------------------------------------------	-------------------------------------------------------------------------------------------------------------------------------------------------------------------------------------------------------------------------

<p>Sign Blades OS15JHWH(X) - 6" x 30" Sign Blades OS15SCHWH(X) - 9" x 30" Double-Sided White HIP .125" thick aluminum* (2 sign blade sets included in package) Choose Standard Color Scheme (X)</p> <p><i>*Note: Meridian Packages utilize .125" aluminum street name signs. The extra thickness keeps long blades sturdy even in high winds.</i></p>	<p>(A) White on Green (B) White on Blue</p> <p>(C) White on Brown (D) Black on White (E) White on Black</p> <p style="writing-mode: vertical-rl; transform: rotate(180deg);">Sign Blades</p>	 <p>U-Bolt Clamps OTSBR3UBCLAMP3BK (Set of 2 included in each package for mounting traffic sign to post)</p> <p style="writing-mode: vertical-rl; transform: rotate(180deg);">U-Bolt Clamps</p>
------------------------------------------------------------------------------------------------------------------------------------------------------------------------------------------------------------------------------------------------------------------------------------------------------------------------------------------------------------------------------------------------	-------------------------------------------------------------------------------------------------------------------------------------------------------------------------------------------------------------------------------------------------------	------------------------------------------------------------------------------------------------------------------------------------------------------------------------------------------------------------------------------------------------------------------------------------------------------------------

























 <p>30" x 30" STOP Sign S3030R11HA HIP Sheeting</p>	 <p>36" x 36" x 36" YIELD Sign S3636R12HA HIP Sheeting</p>	 <p>30" x 30" Warning Sign S3030(XXX)HA HIP Sheeting <i>*Specify Legend</i></p>	 <p>24" x 30" SPEED LIMIT Sign S2430R21(XX)HA HIP Sheeting <i>*Specify Speed</i></p>	 <p>12" x 18" Parking Sign S1218(XXXX)HA HIP Sheeting <i>*Specify Legend</i></p> <p style="writing-mode: vertical-rl; transform: rotate(180deg);">Traffic Signs</p>	<p>Installation Tools <i>SOLD Separately</i></p> <p>The allen wrench can be used to tighten the 2 bracket set screws.</p> <p>RHBSSKT100 Allen Wrench Tool For Set Screws</p> 
-----------------------------------------------------------------------------------------------------------------------------------------------------------------	-------------------------------------------------------------------------------------------------------------------------------------------------------------------------	--------------------------------------------------------------------------------------------------------------------------------------------------------------------------------------------------	-------------------------------------------------------------------------------------------------------------------------------------------------------------------------------------------------------	----------------------------------------------------------------------------------------------------------------------------------------------------------------------------------------------------------------------------------------------------------------------------------------------	------------------------------------------------------------------------------------------------------------------------------------------------------------------------------------------------------------------------------------------------------------------------------------------

 <p>30" x 30" Laminate Vinyl Backer OTSBL3030BK</p>	 <p>36" x 36" x 36" Laminate Vinyl Backer OTSBL3636BK</p>	 <p>30" x 30" Laminate Vinyl Backer OTSBL3030BK</p>	 <p>24" x 30" Laminate Vinyl Backer OTSBL2430BK</p>	 <p>12" x 18" Laminate Vinyl Backer OTSBL1218BK</p> <p style="writing-mode: vertical-rl; transform: rotate(180deg);">Traffic Sign Backers</p>	 <p>Utilize the versatile sign panel brackets to mount smaller signs between 2-3/8" posts. The possibilities are endless, see pages 30-31 for an overview of the Comprehensive Branding Program.</p> <p>2026 Catalog#19</p>
-------------------------------------------------------------------------------------------------------------------------------------------------------------	--------------------------------------------------------------------------------------------------------------------------------------------------------------------	--------------------------------------------------------------------------------------------------------------------------------------------------------------	--------------------------------------------------------------------------------------------------------------------------------------------------------------	----------------------------------------------------------------------------------------------------------------------------------------------------------------------------------------------------------------------------------------------------------------	--------------------------------------------------------------------------------------------------------------------------------------------------------------------------------------------------------------------------------------------------------------------------------------------------------------------

Facility Signs



Made from .040" aluminum with a non-reflective finish, and corner holes for wall mount.

 ISS0710A230	 ISS0710A231	 ISS0710A232	 ISS0710A233	 ISS0710A234	 ISS0710A235	 ISS0710A220	 ISS1014A211
 ISS1410A225	 ISS1410A226	 ISS1410A227	 ISS0424A215	 ISS0424A216	 ISS0424A217	 ISS1014A212	 ISS1014A210
 ISS1410A204	 ISS1410A205	 ISS1410A206	 ISS1410A203	 ISS1410A201	 ISS1410A202		
 ISS1410A207	 ISS1410A200						

Made from .040" aluminum with a non-reflective finish, and 6 pre-punched holes included.

 ISS2014AP401	 ISS2014AP402	 ISS2014AP403	 ISS2014AP404	 ISS2014AP405	 ISS2014AP406	 ISS2014AP407
 ISS2014AP408	 ISS2014AP409	 ISS2014AP410	 ISS2014AP411	 ISS2014AP412	 ISS2014AP413	 ISS2014AP414
 ISS2014AP415	 ISS2014AP416	 ISS2014AP417	 ISS2014AP418	 ISS2014AP419	 ISS2014AP420	 ISS2014AP421

OSHA • FACILITY SIGNS

Floor Truss & FDC Signs



Go to www.cpcsigns.com to find more Special Legends for Jobsite, Building & Facility Signs.

Powerline Signs

Made from .080" aluminum with Reflective Sheeting, and 2 holes for wall or post mount.

 ISSFTRR1206HA	 ISSFDCS0101812HA ISSFDCS0102418HA	 ISSFDCS0201812HA ISSFDCS0202418HA	 ISSFDCS0301812HA ISSFDCS0302418HA	 ISSFDCS0401812HA ISSFDCS0402418HA	 ISSFDCS0801818HA	 ISSJHEO1003030HA ISSJHEO1003636HA	 ISSJHEO1103030HA ISSJHEO1103636HA
 ISSFTRFR1206HA	 ISSFDCS0501812HA ISSFDCS0502418HA	 ISSFDCS0601812HA ISSFDCS0602418HA	 ISSFDCS0011812HA ISSFDCS0012418HA	 ISSFDCS0701812HA ISSFDCS0702418HA	 ISSJHEO2003636(3/D)AC ISSJHEO2004848(3/D)AC	 ISSJHEO1603030HA ISSJHEO1603636HA	
 ISSFTRF1206HA							



14" x 10" OSHA Signs

OSHA signs are available on non-reflective .040" aluminum (A) or stick on decal (S) material.



ISS1410 (A or S) 1(XXXX)



ISS1410(A or S) 2(XXXX)



ISS1410(A or S) 3(XXXX)



ISS1410 (A or S) 4 (XXXX)




ISS1410 (A or S) 5(XXXX)



**Need a
CUSTOM LEGEND
SIGN (CLS)?**

**CALL US,
we can make it!**



10" Wall Mount Bracket
BISS90BRKT
Bent at a 90° Angle for 14"X10" Sign with Industrial Safety Punch and Radius.

**POSTED
No Trespassing Signs**



S1209P409H

- ◆ 12 1/4" Wide
- ◆ High Intensity Prismatic Sheeting



S1209P410H

- ◆ 2 Nail Holes For Easy Mounting

Product Code Explanation

ISS 1410 X # XXXX

- Industrial Safety Code
- Legend Code 79 available
- Choose Header 1, 2, 3, 4, or 5 Specify when ordering

14" x 10" sign
10" x 7" &
20" x 14" also available

A - .040" Non-Reflective Aluminum
S - Vinyl Stick on Decal

Match a Header above with a Legend below:

Code	Legend	Code	Legend
0010	ACETYLENE	0420	HOT
0020	ACID	0430	KEEP AISLES CLEAR
0030	AMMONIA	0440	KEEP GATE CLOSED
0040	ASBESTOS - CANCER & LUNG DISEASE HAZARD - AUTHORIZED PERSONNEL ONLY - RESPIRATORS & PROTECTIVE CLOTHING	0450	KEEP THIS AREA CLEAN
0050	AUTHORIZED PERSONNEL ONLY	0460	KEEP THIS DOOR CLOSED
0060	BE CAREFUL	0470	KEEP THIS PLACE CLEAN AND ORDERLY
0070	BURIED CABLE	0480	LOW HEADROOM
0080	CAUSTIC	0490	NO ADMITTANCE
0090	CHEMICAL STORAGE AREA, KEEP OUT	0500	NON-POTABLE WATER - NOT FOR DRINKING OR COOKING USE
0110	CHLORINE	0510	NO SMOKING
0120	CONSTRUCTION AREA	0520	NO SMOKING BEYOND THIS POINT
0130	CRANE WORKING OVERHEAD	0530	NO SMOKING MATCHES OR OPEN FLAME
0140	DIESEL FUEL	0540	NO SMOKING OXYGEN IN USE
0150	DO NOT BLOCK DOOR	0550	NO TRESPASSING
0160	DO NOT ENTER	0560	OPEN HOLE
0170	DO NOT ENTER UNLESS WEARING SAFETY EQUIPMENT	0570	OPEN PIT
0180	DO NOT LIFT MORE THAN YOU ARE ABLE	0580	OUT OF ORDER
0190	DO NOT OPERATE MACHINERY WITHOUT GUARDS	0590	POISON
0200	EAR PROTECTION REQUIRED BEYOND THIS POINT	0600	POISON GAS
0210	EAR PROTECTION REQUIRED IN THIS AREA	0610	REPORT ALL ACCIDENTS NO MATTER HOW SMALL TO YOUR FOREMAN
0220	EMERGENCY SHOWER	0620	REPORT ALL UNSAFE CONDITIONS TO YOUR FOREMAN
0230	EMERGENCY SHOWER/EYEWASH	0630	RESPIRATORS REQUIRED IN THIS AREA
0240	EXPLOSIVE GAS NO SMOKING	0640	RESTRICTED AREA
0250	EXPLOSIVES	0650	SLIPPERY WHEN WET
0260	EYE AND EAR PROTECTION MUST BE WORN IN THIS AREA	0660	STEP DOWN
0270	EYE PROTECTION REQUIRED BEYOND THIS POINT	0670	STEP UP
0280	EYE PROTECTION REQUIRED IN THIS AREA	0680	SULFURIC ACID
0290	EYEWASH FOUNTAIN HERE	0690	THE SAFE WAY IS THE BEST WAY
0300	FLAMMABLE	0700	THERE IS NO SUBSTITUTE FOR SAFETY
0310	FLAMMABLE GAS	0710	THIS MACHINE STARTS AUTOMATICALLY
0320	FLAMMABLE LIQUIDS	0720	USE HANDRAIL
0330	FLAMMABLE MATERIAL NO SMOKING	0730	WALK, DON'T RUN
0340	FLOOR SLIPPERY WHEN WET	0740	WATCH OUT FOR FORKLIFT TRUCKS
0350	FOOT PROTECTION REQUIRED BEYOND THIS POINT	0750	WATCH YOUR STEP
0360	GASOLINE	0760	WEAR GOGGLES, RUBBER GLOVES, AND APRON WHILE HANDLING ACIDS OR CAUSTICS
0370	HARD HAT AREA	0770	WEAR GOGGLES WHILE USING THIS MACHINE
0380	HARD HAT PROTECTION REQUIRED BEYOND THIS POINT	0780	WET FLOOR
0390	HAZARDOUS MATERIAL STORAGE AREA	0790	WHEELS MUST BE CHOCKED WHEN LOADING OR UNLOADING
0400	HIGH PRESSURE GAS LINE		
220	HIGH VOLTAGE		
0410	HIGH VOLTAGE KEEP OUT		

**79 STANDARD
LEGENDS AVAILABLE**

OSHA • FACILITY SIGNS

U-Channel Posts

U-CHANNEL SQUARE ROUND UNIVERSAL




Black Semi-Gloss Powder Painted items are available in 20 additional standard colors by custom ordering. Call for details.



Quick Tip
Increase safety with time-tested HI-VIZ Conspicuity Yellow

NOTE: Posts taller than 8' must ship truck line.

P Ideal for Parking Lots



★ U-Channel Posts

- ◆ Most popular and widely used post system.
- ◆ Manufactured from high tensile steel using recycled railroad tracks.
- ◆ Green posts are typically used in rural areas.
- ◆ Galvanized posts are more popular for use in urban areas.
- ◆ Powder painted posts are used for a decorative look in cities, towns, businesses, parks and recreation areas.
- ◆ Semi-gloss black powder coat is available as standard option.
- ◆ Use compatible breakaway systems, brackets, bases, caps & finials to personalize and complete your system.

Substrate	Color	Length	Weight/Foot	ITEM CODE	Post Punch
 <p>Quick SHIP</p> <p>Punched Galvanized Steel Post</p>	Silver	3.5FT	2LB	RPOCG0352*	*Base posts for breakaway feature. Posts are punched full length with 3/8" holes on 1" centers.
		6FT	1.12LB Delineator	RPOCG061	
		7FT	1.12LB Delineator	RPOCG071	
		6FT	2LB	RPOCG062	
		8FT	2LB	RPOCG082	
		9FT	2LB	RPOCG092	
		10FT	2LB	RPOCG102	
		12FT	2LB	RPOCG122	
		12FT	3LB	RPOCG123	
14FT	3LB	RPOCG143			
 <p>Quick SHIP</p> <p>Punched Painted Green Steel Post</p>	Painted Green	3.5FT	2LB	RPOCP0352*	*Base posts for breakaway feature. Posts are punched full length with 3/8" holes on 1" centers.
		6FT	1.12LB Delineator	RPOCP061	
		6FT	2LB	RPOCP062	
		7FT	2LB	RPOCP072	
		8FT	2LB	RPOCP082	
		10FT	2LB	RPOCP102	
12FT	2LB	RPOCP122			
 <p></p> <p>Punched Powder Painted Black Steel Post</p>	Powder Painted Black	3.5FT	2LB	RPOCG0352*	*Base posts for breakaway feature. Posts are punched full length with 3/8" holes on 1" centers.
		6FT	2LB	OPOZARPOCP062BK	
		8FT	2LB	OPOZARPOCP082BK	
		10FT	2LB	OPOZARPOCP102BK	
		12FT	2LB	OPOZARPOCP122BK	
		12FT	3LB	OPOZARPOCP123BK	

U-Channel Post Anchors & Break-A-Way Systems



★ Safety Splice System



- ◆ Ingeniously simple design by Chicago Heights Steel.
- ◆ FHWA & AASHTO approved.
- ◆ Two special bolts & spacers join base post to top post.

Description	Couples Anchor to Post	ITEM CODE
Safety Splice System	1 to 4 lbs	RPOCZSAFETYSPLICE

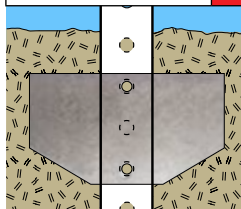


★ Snap'n Safe Surface Mount



- ◆ Made of cast gray iron, and withstands winds of 120 mph.
- ◆ EASY INSTALLATION: Simply drill (3) holes in concrete using the base as guide. Secure coupler to concrete with (3) bolts. Attach sign post with (2) bolts.
- ◆ Installation hardware included.

Description	Couples Anchor to Post	Color	ITEM CODE
Snap'n Safe Surface Mount for U-Channel Posts	2 to 4 lbs	Silver	RPOCZSMUSNAPNSAFE



★ Anchor Plate

- ◆ Galvanized anchor plate keeps post firmly in place.

Description	Fits Post Size	ITEM CODE
Anchor Plate Size: 7" x 4" Weight: 0.5 lbs	2 to 4 lbs	BA080APLATEUCH



★ Sign Savers



Installing 3" x 3" Sign Savers between the sign and u-channel post or between sign and a chain link fence prevents bending of signs from over tightening.



Description	Fits Post Type	ITEM CODE
Sign Saver	U-Channel	BA080SAVER
Complete Hardware Packages include all Hardware and Sign Savers necessary to mount sign(s) to chain link fences.		RH0112PSV01 1 sign to fence RH0112PSV10 10 signs to fence

★ Surface Mount Post Anchor

Easy to install with Anchor Bolts (sold separately)
6" U-Post Sleeve | Base Plate: 10" x 10" x 1/4"



Fits Post Type	Color	ITEM CODE
2 to 3 lbs U-Channel	Silver	RPOCZSMUPOSTANCHOR
	Powder Painted Black	OPOZARPOCPSMPABK



Lap Splice System

- ◆ Economical breakaway system by Marion Steel.
- ◆ FHWA & AASHTO approved.
- ◆ Two special bolts & spacers join base post to top post.

Description	Couples Anchor to Post	Color	ITEM CODE
Lap Splice System Size: 3/8" x 3/4" x 5"	2 to 2½ lbs	Silver	RPOCZLAPSPLICE
Lap Splice System Size: 1/2" x 3/4" x 5"	3 to 4 lbs	Gold	RPOCZLAPSPLICEG



★ Snap'n Safe Coupler



- ◆ Made of cast gray iron, and withstands winds of 120 mph.
- ◆ EASY INSTALLATION: Simply insert Coupler in anchor and bottom of sign post and assemble with (4) bolts.
- ◆ Installation hardware included.

Description	Couples Anchor to Post	Color	ITEM CODE
Snap'n Safe Coupler for U-Channel Posts	2 to 4 lbs	Silver	RPOCZSNAPNSAFE

★ Anchor Screws



Description	Size	For Surface Types	Color	ITEM CODE
Surface Mount Anchor Screw	1/2" x 4"	Concrete	Silver	RHSMSCA1240
	3/8" x 2-1/2"			RHSMSCA3825
	3/8" x 4"	Asphalt		RHSMSCA3840



★ Surface Mount Breakaway Bases



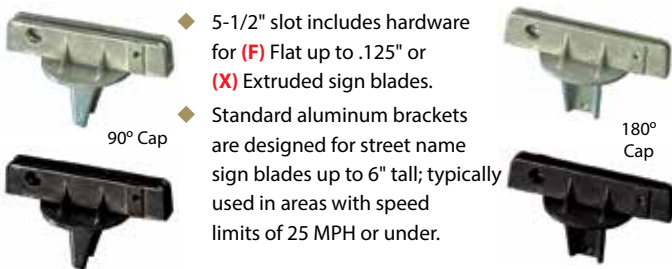
Universal Stub for Round, U-Channel and Square Post

Description	Fits Post Type	Color	ITEM CODE
15" Diameter Surface Mount Breakaway Base	up to 2# U-Channel	Silver	RPOGPBSB100
Replacement Stub			RPOGPBSB100ZRS
15" Diameter Surface Mount Breakaway Base	2-3/8" Round	Powder Painted Black	OPOZEUGPBSB100BK
Replacement Stub			OPOZEUGPBSB100ZRSBK

U-Channel Post Brackets

U-CHANNEL SQUARE ROUND UNIVERSAL

STANDARD **Quick SHIP**  ★ **5 1/2" 90°/180° Caps**



- ◆ 5-1/2" slot includes hardware for (F) Flat up to .125" or (X) Extruded sign blades.
- ◆ Standard aluminum brackets are designed for street name sign blades up to 6" tall; typically used in areas with speed limits of 25 MPH or under.

Description	Fits Post Type	Color	ITEM CODE
5-1/2" 90° Cap	U-Channel	Silver	RPB91U(F/X)-OL90 (50/BOX)
		Powder Painted Black	OSIZ1U90P91U(F/X)OLBK
5-1/2" 180° Cap		Silver	RPB91U(F/X)-NU180 (50/BOX)
		Powder Painted Black	OSIZ1U180P91U(F/X)NUBK

JUMBO **STANDARD** **Quick SHIP**  ★ **Jumbo 90°/180° Caps**



- ◆ 12" slot includes hardware for (F) Flat up to .125" or (X) Extruded sign blades.
- ◆ We recommend Jumbo Brackets for signs larger than 9" high x 30" long.

Description	Fits Post Type	Color	ITEM CODE
12" Jumbo 90° Cap	U-Channel	Silver	RPB412U(F/X)OL90 (30/BOX)
		Powder Painted Black	OSIZ1U90J412U(F/X)OLBK
12" Jumbo 180° Cap		Silver	RPB412U(F/X)NU180 (30/BOX)
		Powder Painted Black	OSIZ1U180J412U(F/X)NUBK

STANDARD **Quick SHIP**  ★ **5 1/2" Crosspieces**



- ◆ 5-1/2" slot includes hardware for (F) Flat up to .125" or (X) Extruded sign blades.
- ◆ Use the aluminum crosspieces to stack signs at roadway intersections.

Description	For Post Type	Color	ITEM CODE
5-1/2" Crosspiece	Universal	Silver	RPB990(F/X) (50/BOX)
		Powder Painted Black	OSIZ1CRP990(F/X)BK

JUMBO **STANDARD** **Quick SHIP**  ★ **Jumbo Crosspiece**



- ◆ Use these aluminum crosspieces to stack signs at roadway intersections.
- ◆ 12" slot includes hardware for (F) Flat up to .125" or (X) Extruded sign blades.
- ◆ We recommend Jumbo Brackets for signs larger than 9" high x 30" long.

Description	For Post Type	Color	ITEM CODE
12" Jumbo Crosspiece	Universal	Silver	RPB412C(F/X) (10/BOX)
		Powder Painted Black	OSIZ1CRJ412C(F/X)BK

STANDARD **Quick SHIP**  ★ **4" Cross Separators Adjustable 45° or 180°**



- ◆ 4" slot includes hardware for (F) Flat up to .125" or (X) Extruded sign blades.
- ◆ Use the aluminum cross separator to stack signs at roadway intersections.

Description	For Post Type	Color	ITEM CODE
Aluminum 45° or 180° Cross Separator	Universal	Silver	RPB457(F/X) (100/BOX)
		Powder Painted Black	OSIZ1CRP457(F/X)BK

Quick SHIP  ★ **Decorative Sign Top Finial**

Description	Fits Post Type	Color	ITEM CODE
Decorative Sign Top Finial	Universal	Silver	RPBM317(F/X)
		Powder Painted Black	OPOZF1317(F/X)BK



Black Semi-Gloss Powder Painted items are available in 20 additional standard colors by custom ordering. Call for details.



Quick Tip
Increase safety with time-tested HI-VIZ Conspicuity Yellow



★ Bracket Set Screws & Tools



- ◆ Secure street name sign to sign brackets.
- ◆ An Allen Wrench Tool required to install set screws.

Description	Color	ITEM CODE
5/16" Standard Set Screw (100/BOX)	Silver	RHBSK56
5/16" Center Pin Set Screw (100/BOX)		RHBPRP38
5/16" Stainless Steel Set Screw (100/BOX)		RHBSK56
Stainless Steel Set Screw (single)	Black Zinc	OZHRHBSK56BLACK
Stainless Steel Set Screw (3 pack)		OZHRHBSK56BLACKPK
T-Style Allen Wrench Tool for Set Screws		RHBSKT100
L-Style Allen Wrench Tool for Set Screws		RHBSKF100



★ Vandal Resistant Bolts & Tool



Description	ITEM CODE
Button Head Vandal Resistant Bolt 5/16" x 3/4" (100/Box)	RHBHP76
12 Point Vandal Resistant Bolt 5/16" x 1/2" (100/Box)	RHBVPA12
12 Point Tool for RHBVPA12	RHBVPA12T43

Cherry-Mate Rivets & Rivet Gun



Cherry-Mate Rivets



Rivet Gun

Description	Fits Post Size	ITEM CODE
#18 Cherry-Mate Rivet	1.12 lbs	RHRBALM8BP18
#26 Cherry-Mate Rivet	2 lbs	RHRBALM8BP26
#30 Cherry-Mate Rivet	2½ lbs	RHRBALM8BP30
#34 Cherry-Mate Rivet	3 to 4 lbs	RHRBALM8BP34
Rivet Gun		RHRBALMGUN

Quick Tip



Sheeting Protection Tip

Protect your sign's prismatic sheeting with Nylon Washers to help maintain the manufacturer warranty.



RHW516NYLON
5/16"
Nylon Washer

Semi-Custom Hardware Systems



Pre-Packaged Hardware

Make aluminum sign installation easy by using one of our semi-customized hardware systems. Choose a bolt, nut and washer style in each system to create your own semi-custom packages. *Typically Sold in Boxes of 100*

Make aluminum sign installation easy by using one of our hardware packages. Each package is pre-sized to ensure adequate fit to the post.

Standard System	Vandal Resistant System	Tufnut Vandal Resistant System	Special System Optional Washer & Nuts for Semi-Custom Systems	Econo Hexhead Packages	Vandal Resistant Packages	Vandal Resistant Packages
<p>RHBS1625H 5/16" x 2-1/2" Zinc Hex Bolt</p> <p>RHW516NYLON 5/16" Nylon Washer</p> <p>RHW516LOC 5/16" Zinc Lock Washer</p> <p>RHN516 5/16" Zinc Nut</p>	<p>RHB51625OW One-Way Tamper Bolt 5/16" x 2-1/2"</p> <p>RHB51625C 5/16" x 2-1/2" RHB51630CAT 5/16" x 3" Zinc Carriage Bolt</p> <p>RHW516NYLON 5/16" Nylon Washer</p> <p>RHN516VPA - Econo 5/16" Breakaway Vandal Proof Nut RHN516VPAPREMIUM 5/16" Breakaway Vandal Proof Nut Made In The U.S.A.</p>	<p>RHTB3 5/16" x 3"</p> <p>RHTB25 5/16" x 2-1/2" Tuf Bolt</p> <p>RHW516NYLON 5/16" Nylon Washer</p> <p>RHTN31 5/16" Tufnut</p>	<p>RHN516FLUTEDA 5/16" Fluted Tamper Resistant Nut</p> <p>RHTN31 5/16" Tufnut</p> <p>RHW516 5/16" Zinc Washer</p> <p>RHN516FLUTEDT2 Tool For Fluted Nut</p>	<p>Package for mounting signs to 1.12# delineator posts RH0112E01 1 sign to post RH0112E10 10 signs to posts</p> <p>Package for mounting signs to 2-3# u-channel posts RH023E01 1 sign to post RH023E10 10 signs to posts</p>	<p>Package for mounting signs to 1.12# delineator posts RH0112V01 1 sign to post RH0112V10 10 signs to posts</p> <p>Package for mounting signs to 2-3# u-channel posts RH023V01 1 sign to post RH023V10 10 signs to posts</p>	<p>Package for mounting signs to 1.12# delineator posts RH0112PSV01 1 sign to post RH0112PSV10 10 signs to posts</p> <p>Package for mounting signs to 2-3# u-channel posts RH023PSV01 1 sign to post RH023PSV10 10 signs to posts</p>

Round Posts


U-CHANNEL SQUARE ROUND UNIVERSAL



Quick Tip 

Increase safety with time-tested HI-VIZ Conspicuity Yellow

Black Semi-Gloss Powder Painted items are available in 20 additional standard colors by custom ordering. Call for details.



- ◆ Round Posts are commonly used for a decorative look.
- ◆ 2-3/8" O.D. round posts are good for small sign installation projects.
- ◆ 3" O.D. and 4" O.D. round posts are ideal for larger projects.
- ◆ Available in steel or aluminum and smooth or fluted styles.
- ◆ Semi-gloss black powder coat is available as standard option.
- ◆ Use compatible breakaway systems, brackets, bases, caps & finials to personalize and complete your system.

NOTE: POSTS TALLER THAN 8' MUST SHIP TRUCK LINE.

ROUND POSTS • BRACKETS • HARDWARE

Substrate	Size	Wall Thickness	Color	Length	ITEM CODE	Bracket Holes	
	2 3/8" O.D.	16 Gauge (.065")	Silver	10' (120")	RPORG10	NONE	
				12' (144")	RPORG12		
	2 3/8" O.D.	16 Gauge (.065")	Powder Painted Black	10' (120")	OPOZARPORG10BK	NONE	
				12' (144")	OPOZARPORG12BK		
	3" O.D.	14 Gauge (.0785")	Powder Painted Black	10' (120")	OPOR3S1014BK(XX)	(XX) No Holes (P0) or 8 Holes* = (P) (P2) (P3)	
				12' (144")	OPOR3S1214BK(XX)		
				14' (168")	OPOR3S1414BK(XX)		
		3" O.D.	.125"	Powder Painted Black	10' (120")	OPOR3AS10125BK(XX)	(XX) No Holes (P0) or 8 Holes* = (P) (P2) (P3)
					12' (144")	OPOR3AS12125BK(XX)	
					14' (168")	OPOR3AS14125BK(XX)	
	3" O.D.	.125"	Silver	10' (120")	XRORTALRF1253120	NONE	
				12' (144")	XRORTALRF1253144		
				14' (168")	XRORTALRF1253168		
		3" O.D.	.125"	Powder Painted Black	10' (120")	OPOR3AF10125BK(XX)	(XX) No Holes (P0) or 8 Holes* = (P) (P2) (P3)
					12' (144")	OPOR3AF12125BK(XX)	
					14' (168")	OPOR3AF14125BK(XX)	
	4" O.D.	.125"	Powder Painted Black	10' (120")	OPOR4AS10125BK(XX)	(XX) No Holes (P0) or 8 Holes* = (P) (P2) (P3)	
				12' (144")	OPOR4AS12125BK(XX)		
				14' (168")	OPOR4AS14125BK(XX)		
	4" O.D.	.125"	Powder Painted Black	10' (120")	OPOR4AF10125BK(XX)	(XX) No Holes (P0) or 8 Holes* = (P) (P2) (P3)	
				12' (144")	OPOR4AF12125BK(XX)		
				14' (168")	OPOR4AF14125BK(XX)		

*Call Customer Service for sign bracket pre-punched hole compatibility information.

Round Post Anchors & Break-A-Way Systems

fits
2 3/8" O.D.
posts



★ Surface Mount Assembly

Anchor Screws,
SOLD separately.

Description	Color	ITEM CODE
Surface Mount Assembly	Silver	RPORZSM238SB200
1/2" x 4" Anchor Screws - Concrete		RHSMSCA1240
3/8" x 2-1/2" Anchor Screws - Concrete		RHSMSCA3825
3/8" x 4" Anchor Screws - Asphalt		RHSMSCA3840
Surface Mount Assembly	Powder Painted Black	OPOR238SSMBK

fits
2 3/8" O.D.
posts



★ Snap'n Safe Coupler



- ◆ Made of cast gray iron, and withstands winds of 120 mph.
- ◆ EASY INSTALLATION: Simply insert Coupler in anchor and tighten with set screws.
- ◆ Installation hardware included.

Description	Color	ITEM CODE
Snap'n Safe Coupler fits 8 to 12 gauge steel 2-3/8" round posts	Silver	RPORZSNAPNSAFE238081
Snap'n Safe Coupler fits 13 to 16 gauge steel 2-3/8" round posts		RPORZSNAPNSAFE238131

★ Breakaway System V-Loc Anchor Kits



- ◆ Flush Mount helps prevent vehicle rollovers.
- ◆ Post breaks away when hit.
- ◆ Guaranteed Re-usability saves time and money.
- ◆ Stabilizer Bar & Bolt for anti-twist and turning.
- ◆ Yield and release method allocates time for post to pop up, allows drivers to drive thru.
- ◆ **NOTE: V-loc soil mounts do not require concrete.**



Ground Type	Fits Post Size	ITEM CODE
Existing Concrete	2 3/8" O.D.	RPORZVR123820R
Soft Soil		RPORZVR323R
Soil		RPORZVRB23VR2
Soil w/clean-out bar		RPORZVRB23VR2B
Asphalt		RPORZVR23VR1A
New Concrete	3" O.D.	RPORZVR1P330RNC
Soft Soil		RPORZVR330R
Existing Concrete		RPORZVR330RC

★ Surface Mount Welded Plate



Description	Fits Post Size	Color	For Post Substrate	ITEM CODE
Surface Mount Welded Base Plate	3" O.D.	Powder Painted Black	Aluminum	OPOR3ASMWBK
			Steel	OPOR3SSMWBK
Surface Mount Welded Base Plate	4" O.D.	Powder Painted Black	Aluminum	OPOR4ASMWBK

fits
2 3/8" O.D.
posts




★ POZ-LOC® Socket System

POZ-LOC® Socket System - a simple, cost effective way to install small signs without digging, concrete, threading, or nuts and bolts. Simple to use, a socket assembly includes a 27" socket and wedge. *Post Sold Separately.*

Description	Color	ITEM CODE
Assembly (includes Socket & Wedge)	Silver	RPORZPOZLOCSW
Socket Only		RPORZPOZLOCSOCKET
Wedge Only		RPORZPOZLOCWEDGE

fits
2 3/8" O.D.
posts



★ Snap'n Safe Surface Mount

- ◆ Made of cast gray iron, and withstands winds of 120 mph.
- ◆ EASY INSTALLATION: Simply drill (3) holes in concrete using the base as guide. Secure coupler to concrete with (3) bolts. Attach sign post with (2) bolts.
- ◆ Installation hardware included.

Description	Color	ITEM CODE
Snap'n Safe Surface Mount fits 8 to 16 gauge steel 2-3/8" round posts	Silver	RPORZSM238SNAPNSAFE



★ Anchor Plate

Solve your round post anchoring problem with these anchor plates designed to keep post from turning and reducing the need for concrete.

Description	Fits Post Size	ITEM CODE
Anchor Plate Size: 7.75" x 6.0" Weight: 0.3 lbs	2 3/8" to 3" O.D.	BA080APLATE238
Self Tapping Metal Screw (2 Required)		RH141HEX
Driver for Screws		RH141HEXSETTER



★ Surface Mount Breakaway Bases



Universal Stub for Round, U-Channel and Square Post

Description	Fits Post Type	Color	ITEM CODE
15" Diameter Surface Mount Breakaway Base	up to 2# U-Channel	Silver	RPOGPBSB100
Replacement Stub			RPOGPBSB100ZRS
15" Diameter Surface Mount Breakaway Base	2-3/8" Round	Powder Painted Black	OPOZEUGPBSB100BK
Replacement Stub			OPOZEUGPBSB100ZRSBK

Round Post Brackets

U-CHANNEL SQUARE ROUND UNIVERSAL

5 1/2" Post Caps



- ◆ 5-1/2" slot includes hardware for (F) Flat up to .125" or (X) Extruded sign blades.
- ◆ Standard aluminum brackets are designed for street name sign blades up to 6" tall; typically used in areas with speed limits of 25 MPH or under.

Description	Fits Post Size	Color	ITEM CODE
5-1/2" Post Cap	2 3/8" O.D.	Silver	RPB922(F/X) (50/BOX)
		Powder Painted Black	OSIZ1R238P922(F/X)BK
	3" O.D. 2 7/8" O.D.	Silver	RPB993(F/X) (50/BOX)
		Powder Painted Black	OSIZ1R3P993(F/X)BK

5 1/2" Crosspieces



- ◆ 5-1/2" slot includes hardware for (F) Flat up to .125" or (X) Extruded sign blades.
- ◆ Use the aluminum crosspieces to stack signs at roadway intersections.

Description	For Post Type	Color	ITEM CODE
5-1/2" Crosspiece	Universal	Silver	RPB990(F/X) (50/BOX)
		Powder Painted Black	OSIZ1CRP990(F/X)BK

4" Cross Separators Adjustable 45° or 180°



- ◆ 4" slot includes hardware for (F) Flat up to .125" or (X) Extruded sign blades.
- ◆ Use the aluminum cross separator to stack signs at roadway intersections.

Description	For Post Type	Color	ITEM CODE
Aluminum 45° or 180° Cross Separator	Universal	Silver	RPB457(F/X) (100/BOX)
		Powder Painted Black	OSIZ1CRP457(F/X)BK

Vandal Resistant Bolts & Tool



Description	ITEM CODE
Button Head Vandal Resistant Bolt 5/16" x 3/4" (100/Box)	RHBHP76
12 Point Vandal Resistant Bolt 5/16" x 1/2" (100/Box)	RHBVPA12
12 Point Tool for RHBVPA12	RHBVPA12T43

Jumbo Post Caps



- ◆ 12" slot includes hardware for (F) Flat up to .125" or (X) Extruded sign blades.
- ◆ We recommend Jumbo Brackets for signs larger than 9" high x 30" long.

Description	Fits Post Size	Color	ITEM CODE
12" Jumbo Post Cap	2 3/8" O.D.	Silver	RPB412R(F/X)238 (25/BOX)
		Powder Painted Black	OSIZ1R238J412R(F/X)BK
	3" O.D. 2 7/8" O.D.	Silver	RPB412R(F/X)3 (25/BOX)
		Powder Painted Black	OSIZ1R3J412R(F/X)BK

Jumbo Crosspiece



- ◆ Use these aluminum crosspieces to stack signs at roadway intersections.
- ◆ 12" slot includes hardware for (F) Flat up to .125" or (X) Extruded sign blades.
- ◆ We recommend Jumbo Brackets for signs larger than 9" high x 30" long.

Description	For Post Type	Color	ITEM CODE
12" Jumbo Crosspiece	Universal	Silver	RPB412C(F/X) (10/BOX)
		Powder Painted Black	OSIZ1CRJ412C(F/X)BK

Bracket Set Screws & Tools



- ◆ Secure street name sign to sign brackets.
- ◆ An Allen Wrench Tool required to install set screws.

Description	Color	ITEM CODE
5/16" Standard Set Screw (100/BOX)	Silver	RHBSK56
5/16" Center Pin Set Screw (100/BOX)		RHBPRP38
5/16" Stainless Steel Set Screw (100/BOX)		RHBSSK56
Stainless Steel Set Screw (single)	Black Zinc	OZHRHBSSK56BLACK
Stainless Steel Set Screw (3 pack)		OZHRHBSSK56BLACKPK
T-Style Allen Wrench Tool for Set Screws		RHBSSKT100
L-Style Allen Wrench Tool for Set Screws		RHBSSKF100



Round Post Brackets

U-Bolt & B2B Clamps

- ◆ U-bolt clamps for mounting a traffic sign on a round post.
- ◆ B2B1 clamps for mounting 2 traffic signs to 1 round post.
- ◆ B2B2 clamps for mounting 4 traffic signs to 2 round posts.
- ◆ Both Clamp Sets includes hardware.



Round U-Bolt Clamps



Round B2B Clamps

Design your own sign systems to meet your specific needs for your project.



Sign Panel Brackets



- ◆ (4) Sign Panel Brackets required to support larger signs mounted between two posts.
- ◆ (2) Sign Panel Brackets required to cantilever mount a sign to one post (also known as flag mount)
- ◆ Hardware Included:
(2) 5/16" Set Screws

Description	Fits Post Size	Color	ITEM CODE
Aluminum Sign Panel Bracket	2 3/8" O.D.	Powder Painted Black	OSIZ5SPR2BK
	3" O.D.		OSIZ5SPR3BK
	4" O.D.		OSIZ5SPR4BK



Bell Wing Brackets



- ◆ Aluminum Bell Wing Brackets designed for wall, concrete, wood or any post such as a signal or utility posts with 3/4" strapping, bolts or 5/16" lag screws or spikes.
- ◆ Sign attaches with 5/16" bolts. Hardware NOT Included.

Size	Description	Fits Post Type	Color	ITEM CODE
12"	Bell Wing Bracket (12" requires single strap)	SQUARE ROUND	Silver	RPBCTBW12 (50/BOX)
18"				RPBCTBW18 (50/BOX)
24"				RPBCTBW24 (25/BOX)
12"			Powder Painted Black	OSIZ2UNPCTBW12BK
18"				OSIZ2UNPCTBW18BK
24"				OSIZ2UNPCTBW24BK

Description	Fits Post Size	Color	ITEM CODE
UB = U-Bolt Clamps Slotted (Set of 2) for mounting 1 sign to 1 post.	2 3/8" O.D.	Silver	RPBZUBCLAMP238
		Powder Painted Black	RPBZB2B(1/2)CLAMP238
	3" O.D.	Silver	OTSBR238UBCLAMPBK
		Powder Painted Black	OTSBR238B2B(1/2)CLAMPBK
B2B1 = Back-to-Back Clamps (Set of 2) for mounting 2 signs, back to back, on 1 post.	3" O.D.	Silver	RPBZUBCLAMP3
		Powder Painted Black	RPBZB2B(1/2)CLAMP3
	4" O.D.	Silver	OTSBR3UBCLAMP3BK
		Powder Painted Black	OTSBR3B2B(1/2)CLAMP3BK
B2B2 = Back-to-Back Clamps (Set of 4) for mounting 2 signs, back to back, on 2 posts.	4" O.D.	Silver	RPBZUBCLAMP4
		Powder Painted Black	RPBZB2B(1/2)CLAMP4
	4" O.D.	Silver	OTSBR4UBCLAMP4BK
		Powder Painted Black	OTSBR4B2B(1/2)CLAMP4BK



Back to Back Brackets

Single Brackets

- ◆ Interlocking Bracket for mounting 1 sign to a round post.



- ◆ Interlocking Bracket for mounting 2 signs to a round post.



Description	Fits Post Size	Color	ITEM CODE
Single (Set of 2)	2 3/8" O.D.	Silver	RPBZ238
Back to Back (Set of 2)			RPBZBB832



#4 Wing Brackets



- ◆ The #4 Aluminum Wing Bracket is designed for wall or post mount of up to .125 gauge flat or extruded signs with 3/4" strapping or bolts, lag screws, or spikes in 2 - .4375 diameter holes.
- ◆ Includes hardware to attach sign to bracket.

Description	Fits Post Type	Color	ITEM CODE
#4 Wing Bracket Size: 4.5" tall x 2.5" wide	SQUARE ROUND	Silver	RPBCT4 (50/BOX)
		Powder Painted Black	OSIZ2UNPCT4BK



Black Semi-Gloss Powder Painted items are available in 20 additional standard colors by custom ordering. Call for details.



Increase safety with time-tested HI-VIZ Conspicuity Yellow

2026 | Catalog#19

ROUND POSTS • BRACKETS • HARDWARE



Round Post Brackets

U-CHANNEL SQUARE ROUND UNIVERSAL



14.4" Cantilever Wing Brackets
Requires a "custom" post hole punch



Cantilever Wing Brackets

- Aluminum Cantilever Wing Brackets are designed for Flat up to .125" or Extruded sign blades.
- Strap or bolt to post, wall, concrete or wood.
- Includes hardware to attach sign to bracket.
- NOTE: For fastest service a "P0" post hole pattern can be ordered and field drilled hole pattern needed for wing brackets.



TOP SELLER

24" Cantilever Wing Brackets
Requires a "P2" post hole punch



36" Cantilever Wing Brackets
Requires a "P3" post hole punch

30" Cantilever Wing Brackets
Requires a "P3" post hole punch

Description	Fits Post Type	Color	Size	ITEM CODE
Cantilever Wing Bracket	SQUARE	Silver	14.4"	RPBCT8 (10/BOX)
			24"	RPBCT800 (15/BOX)
			30"	RPBCT830 (10/BOX)
			36"	RPBCT836 (10/BOX)
	ROUND	Powder Painted Black	14.4"	OSIZ2UNCT8BK
			24"	OSIZ2UNCT800BK
			30"	OSIZ2UNCT830BK
			36"	OSIZ2UNCT836BK

Hardware Sets

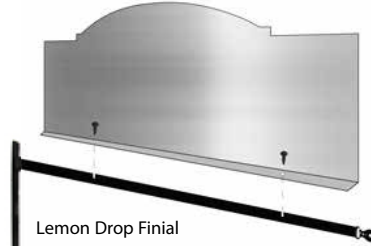
- Hardware sets for mounting sign arm brackets and trim brackets to posts.



Description	Mounts Bracket Type	Fits Post Type	Color	ITEM CODE
Bracket Hardware Sets	2 Sign Arm Brackets to Post	3" SMOOTH SQUARE	3" O.D. ROUND	Black Chromate Dipped OZHRH03
	2 Sign & 2 Logo Trim Brackets to Post	3" SMOOTH SQUARE	3" O.D. ROUND	OZHRH03L3
	2 Sign Arm Brackets to Post	4" SMOOTH SQUARE	4" O.D. ROUND	Silver OZHRH04
	2 Sign & 2 Logo Trim Brackets to Post	4" SMOOTH SQUARE	4" O.D. ROUND	Silver OZHRH04L3



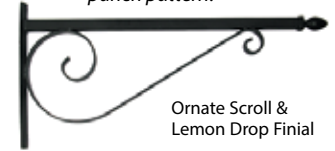
Sign Arm Brackets



Lemon Drop Finial



Ornate Dogwood & Lemon Drop Finial



Ornate Scroll & Lemon Drop Finial

- Steel sign arm bracket is pre-punched with holes to match the hole pattern on a bent lip sign.
- Includes hardware to attach sign to bracket. Bits sold separately.
- NOTE: Sign arm brackets require a "P" post hole punch pattern.

Description	Fits Post Type	Color	Size	ITEM CODE	
Bracket with Ornate Dogwood Lemon Drop Finial	3" & 4" SMOOTH SQUARE	3" & 4" O.D. ROUND	Powder Painted Black	30"	OSIZ4UNJDOGWDLDBK
				36"	OSIZ4UNCDOGWDLDBK
Bracket with Lemon Drop Finial	3" & 4" SMOOTH SQUARE	3" & 4" O.D. ROUND	Powder Painted Black	30"	OSIZ2UNSAJLDBK
				36"	OSIZ2UNSACLDBK
Bracket with Ornate Scroll Lemon Drop Finial	3" & 4" SMOOTH SQUARE	3" & 4" O.D. ROUND	Powder Painted Black	30"	OSIZ4UNJSCROLLDBK
				36"	OSIZ4UNCSCROLLDBK



Bent Lip Hardware • Tools

- For mounting bent lip design street name signs to sign arm brackets.

Description	ITEM CODE
Black Torx Head Screw	OZHRH8TH140
Torx Head Screw Bit with Tamper Proof Center Pin	RHBTHB14
3" Torx Bit Extension	RHBTHB3



Sign Trim Brackets

- Trim bracket designs for use with .080" aluminum street name signs.
- Post hole punch patterns: Use "P3" for 6" trims and "P" for 9" trims.



Logo Trim Bracket

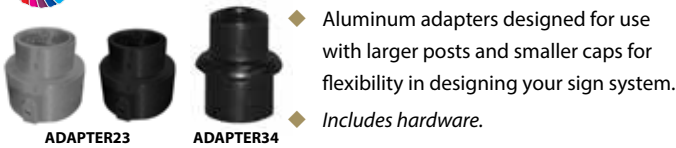


Sign Trim Bracket

Description	Fits Post Type	Color	Fits Sign Size	ITEM CODE	
Sign Trim Bracket	3" & 4" SMOOTH SQUARE	3" & 4" O.D. ROUND	Powder Painted Black	6" x 36" with .75" corner radius	OSIZ3UNJTRIM36BK
				9" x 36" with 1.5" corner radius	OSIZ3UNCTRIM36BK
				9" x 42" with 1.5" corner radius	OSIZ3UNCTRIM42BK
Logo Trim Bracket	3" & 4" SMOOTH SQUARE	3" & 4" O.D. ROUND	Powder Painted Black	6" x 6"	OSIZ3UNJTRIMLOGOBK
				9" x 9"	OSIZ3UNCTRIMLOGOBK

Round Post Bases, Caps & Finials

★ Bracket Sign Top Adapter



Description	Fits Post Size	Color	ITEM CODE
ADAPTER23 Bracket Sign Top Adapter Adapts 3" Post to 2-3/8" Cap	3" O.D.	Silver	RPBMPADR2383
		Powder Painted Black	OSIZ1RADAPTER23BK
ADAPTER34 Bracket Sign Top Adapter Adapts 4" Post to 3" Cap	4" O.D.	Powder Painted Black	OSIZ1RADAPTER34BK

★ Post Bases

- Aluminum bases for use with round posts to provide a decorative, finished style.
- Includes hardware when required with base.



ADD ON! The Post Base Slipover Cover is a clever one piece design that fits the 9993, 9994, SB-33, and SB-34 bases! Covers the exposed hardware of a Surface Mount Welded Plate.

Description	Fits Post Size	Color	ITEM CODE
8397 8-1/2" Tall Base	3" O.D.	Powder Painted Black	OPOZBR38397ABK
SB-23 4" Tall Base			OPOZBR35B23BK
SB-93 16" Tall Base			OPOZBR35B93BK
SB-33 24" Tall Base			OPOZBR35B33BK
2PC3 24" Tall Base			OPOZBR32PC3BK
9993 27" Tall Base			OPOZBR39993BK
ZUN Slipover Cover			OPOZBRZUNBK
Description	Fits Post Size	Color	ITEM CODE
SB-24 3.5" Tall Base	4" O.D.	Powder Painted Black	OPOZBR45B24BK
SB-94 16" Tall Base			OPOZBR45B94BK
SB-64 18" Tall Base			OPOZBR45B64BK
2PC4 24" Tall Base			OPOZBR42PC4BK
SB-34 25" Tall Base			OPOZBR45B34BK
9994 27" Tall Base			OPOZBR49994BK
ZUN Slipover Cover			OPOZBRZUNBK



Decorative Sign Top Finial

Description	Fits Post Type	Color	ITEM CODE
Decorative Sign Top Finial	Universal	Silver	RPBM317(F/X)
		Powder Painted Black	OPOZF1317(F/X)BK

★ Post Caps & Finials



- Aluminum caps & finials for use with round posts to keep the weather out and provide a decorative, finished style.
- Includes hardware.

Description	Fits Post Size	Color	ITEM CODE
Deluxe Dome Cap	2 3/8" O.D.	Silver	RPBRPCDD2
Closure Cap			RPBRPCLCAP238
Dome Cap			RPBRPCDC250
Deluxe Dome Cap		Powder Painted Black	OPOZFR238DD2BK
Closure Cap			OPOZFR238CPCLCAPBK
Dome Cap	OPOZFR238CPDC250BK		
Description	Fits Post Size	Color	ITEM CODE
Deluxe Dome Cap	3" O.D.	Silver	RPBRPCDD3
Closure Cap			RPBRPCLCAP3
Deluxe Dome Cap			OPOZFR3DD3BK
Closure Cap		Powder Painted Black	OPOZFR3CPCLCAP30BK
Spear Finial			OPOZFR39516MDBK
Pineapple Finial			OPOZFR3657MDBK
Acorn FINA Finial			OPOZFR3FINA3BK
Ball FINR Finial			OPOZFR3FINR3BK
Ball FINB Finial			OPOZFR3FINB3BK
Description	Fits Post Size	Color	ITEM CODE
Deluxe Dome Cap	4" O.D.	Silver	RPBRPCDD4
Deluxe Dome Cap			OPOZFR4DD4BK
Spear Finial		Powder Painted Black	OPOZFR49516MDBK
Pineapple Finial			OPOZFR4657MDBK
Acorn FINA Finial			OPOZFR4FINA4BK
Ball FINB Finial			OPOZFR4FINB4BK



Black Semi-Gloss Powder Painted items are available in 20 additional standard colors by custom ordering. Call for details.



Quick Tip
Increase safety with time-tested HI-VIZ Conspicuity Yellow

ROUND POSTS • BRACKETS • HARDWARE

Square Posts

U-CHANNEL SQUARE ROUND UNIVERSAL



Black Semi-Gloss Powder Painted items are available in 20 additional standard colors by custom ordering. Call for details.




Quick Tip
Increase safety with time-tested HI-VIZ Conspicuity Yellow

★ Square Posts

- ◆ Square Posts are versatile, 4-sided sign mounting, at any height.
- ◆ 1.75" and 2" square posts are good for parking lots and small projects. 3" and 4" square posts are ideal for larger projects.
- ◆ Available in steel or aluminum and smooth styles.
- ◆ Semi-gloss black powder coat is available as standard option.
- ◆ Use compatible breakaway systems, brackets, bases, caps & finials to personalize and complete your system.

NOTE: POSTS TALLER THAN 8' MUST SHIP TRUCK LINE.

SQUARE POSTS • BRACKETS • HARDWARE



Substrate	Size	Wall Thickness	Color	Length	ITEM CODE	Post Punch	
 Punched Galvanized Steel Post	1.75"	14 Gauge	Silver	5' (60")	RSPB3ZBUZTU60	Posts are punched full length with 7/16" holes on 1" centers.	
				8' (96")	RPOSG0814175		
				10' (120")	RPOSG1014175		
				12' (144")	RPOSG1214175		
 Punched Steel Post	1.75"	14 Gauge	Powder Painted Black	5' (60")	OPOZARPOSG0514175		
				8' (96")	OPOZARPOSG0814175		
				10' (120")	OPOZARPOSG1014175		
				12' (144")	OPOZARPOSG1214175		
 Punched Galvanized Steel Post	2"	14 Gauge	Silver	8' (96")	RPOSG08142	Posts are punched full length with 7/16" holes on 1" centers.	
				10' (120")	RPOSG10142		
				12' (144")	RPOSG12142		
				 Punched Steel Post	2"		14 Gauge
10' (120")	OPOZARPOSG10142						
12' (144")	OPOZARPOSG12142						
 Smooth Steel Post	2"	16 Gauge	Powder Painted Black	10' (120")	OPOS2S1016BKP0		NONE
 Smooth Aluminum Post	3"	.125"	Powder Painted Black	10' (120")	OPOS3A10125BK(XX)		(XX) No Holes (P0) or 8 Holes* = (P) (P2) (P3)
				12' (144")	OPOS3A12125BK(XX)		
				14' (168")	OPOS3A14125BK(XX)		
 Smooth Aluminum Post	4"	.125"	Powder Painted Black	10' (120")	OPOS4A10125BK(XX)	(XX) No Holes (P0) or 8 Holes* = (P) (P2) (P3)	
				12' (144")	OPOS4A12125BK(XX)		
				14' (168")	OPOS4A14125BK(XX)		

Square Post Anchors & Break-A-Way Systems

Base Post / Sleeves / Short Post



Corner bolt to mount top post to base post, up to 2.5"



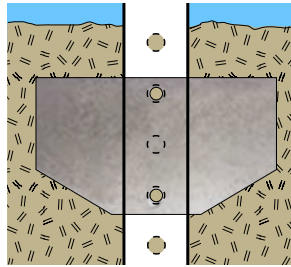
Description	Substrate	Wall Thickness	Size	Color	Length	ITEM CODE		
Breakaway Anchor Installation A POZ-LOC® Performance Post anchor can be driven into the ground first, allowing crews to work at ground level for quicker, cost-effective installations or replacement of damaged sign posts.	Punched Galvanized Steel Post	14 Gauge	1.75"	Silver	5' (60")	RSPB3ZBUZTU60		
					6' (72")	RPOSG0614175		
		12 Gauge	2"		3' (36")	RPOSG03122		
					2.5' (30")	RPOSG025122		
					3.5' (42")	RPOSG035122		
					3' (36")	RPOSG0312225		
						2.50"	1.5' (18")	RPOSG0151225



Omni Anchor

- Slide the Omni Anchor Sleeve over your long square sign post and the 36" anchor shown in the chart (at right) to make a MASH compliant Sign Support.
- The system is ideal when signs are subject to being struck from traffic in both directions, such as intersections on divided highways.
- The Omni Sleeve Anchor fits over a 2.25" Telespar anchor to give exceptional anchoring and stability.
- Four 4" x 12" x 10 gauge wings are welded to a 12 gauge perforated anchor and then galvanized.

Description	Size	Color	Length	ITEM CODE
14 Gauge Punched Galvanized Steel Post	2"	Silver	8' (96")	RPOSG08142
			10' (120")	RPOSG10142
			12' (144")	RPOSG12142
12 Gauge Punched Galvanized Steel Post Anchor	2.25"		3' (36")	RPOSG0312225

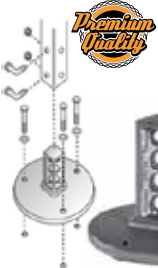


Anchor Plate

- Galvanized anchor plate keeps square post firmly in place.
- Anchor Plate Size: 7" x 4"
Weight: 0.5 lbs

Fits Post Size	ITEM CODE
1.75" to 3"	BA080APLATEUCH

Description	Fits Over Post Size	Wall Thickness	Color	ITEM CODE
18" Omni Anchor	2.25"	12 Gauge	Silver	RPOSZEOMNI025



Snap'n Safe Surface Mount

- Made of cast gray iron, and withstands 120 mph winds.
- EASY INSTALLATION: Simply drill (3) holes in concrete using the base as guide. Secure coupler to concrete with (3) bolts. Attach sign post with (2) corner bolts.
- Installation hardware included.

Description	Fits Post Size	Color	ITEM CODE
Snap'n Safe Surface Mount fits square posts	1.75"	Silver	RPOSZSM175SNAPNSAFE
	2"		RPOSZSM20SNAPNSAFE
	2.25"		RPOSZSM225SNAPNSAFE
	2.5"		RPOSZSM25SNAPNSAFE



Snap'n Safe Coupler

- Made of cast gray iron, withstands 120 mph winds.
- EASY INSTALLATION: Simply insert Coupler in anchor and bottom of sign post and assemble with (4) corner bolts.
- Installation hardware included.
- Device couples square anchor with square post.

Description	Couples Anchor to Post	Color	ITEM CODE
Snap'n Safe Coupler for square posts	2" to 1.75"	Silver	RPOSZSNAPNSAFE175
	2.25" to 2"		RPOSZSNAPNSAFE2
	2.5" to 2.25"		RPOSZSNAPNSAFE225
	3" to 2.5"		RPOSZSNAPNSAFE25

Barrier or Surface Mount Assembly

Anchor Screws



Description	Fits Post Size	Color	ITEM CODE
Barrier Mount	2.5" to 1.75"	Silver	RPOSZCBM175250G
Surface Mount			RPOSZSMBASESQ17525

Description	Size	For Surface Types	Color	ITEM CODE
Surface Mount Anchor Screw	1/2" x 4"	Concrete	Silver	RHSMSCA1240
	3/8" x 2-1/2"			RHSMSCA3825
	3/8" x 4"	Asphalt		RHSMSCA3840

Surface Mount Breakaway Bases



Universal Stub for Round, U-Channel and Square Post

Description	Fits Post Type	Color	ITEM CODE
15" Diameter Base	up to 2# U-Channel	Silver	RPOGPBSB100
Replacement Stub			RPOGPBSB100ZRS
15" Diameter Base	2-3/8" Round	Powder Painted Black	OPOZEUGPBSB100BK
Replacement Stub	1.75" to 2" Square		OPOZEUGPBSB100ZRSBK

Square Post Brackets

U-CHANNEL SQUARE ROUND UNIVERSAL

5 1/2" Post Caps



- ◆ 5-1/2" slot includes hardware for (F) Flat up to .125" or (X) Extruded sign blades.
- ◆ Standard aluminum brackets are designed for street name sign blades up to 6" tall; typically used in areas with speed limits of 25 MPH or under.

Description	Fits Post Size	Color	ITEM CODE
5-1/2" Post Cap	1.75"	Silver	RPB134SQ(F/X) (50/BOX)
		Powder Painted Black	OSIZ1S175P97(F/X)BK
	2"	Silver	RPB975SQ(F/X) (50/BOX)
		Powder Painted Black	OSIZ1S2P97(F/X)BK

4" x 4" Wood Post Cap



- ◆ 6" slot includes hardware for (F) Flat up to .125" or (X) Extruded sign blades.
- ◆ Standard aluminum brackets are designed to be used on a 4" x 4" wood post for street name sign blades up to 6" tall; typically used in areas with speed limits of 25 MPH or under. Also, can be mounted to the side of post for wing mounting signs.

Description	Fits Post Size	Color	ITEM CODE
6" Post Cap	4" x 4" Wood	Silver	RPB8276(F/X)
		Powder Painted Black	OSIZ1WDP8276(F/X)BK

5 1/2" Crosspieces



- ◆ 5-1/2" slot includes hardware for (F) Flat up to .125" or (X) Extruded sign blades.
- ◆ Use the aluminum crosspieces to stack signs at roadway intersections.

Description	For Post Type	Color	ITEM CODE
5-1/2" Crosspiece	Universal	Silver	RPB990(F/X) (50/BOX)
		Powder Painted Black	OSIZ1CRP990(F/X)BK

4" Cross Separators Adjustable 45° or 180°



- ◆ 4" slot includes hardware for (F) Flat up to .125" or (X) Extruded sign blades.
- ◆ Use the aluminum cross separator to stack signs at roadway intersections.

Description	For Post Type	Color	ITEM CODE
Aluminum 45° or 180° Cross Separator	Universal	Silver	RPB457(F/X) (100/BOX)
		Powder Painted Black	OSIZ1CRP457(F/X)BK

Jumbo Post Caps



- ◆ 12" slot includes hardware for (F) Flat up to .125" or (X) Extruded sign blades.
- ◆ We recommend Jumbo Brackets for signs larger than 9" high x 30" long.

Description	Fits Post Size	Color	ITEM CODE
12" Jumbo Post Cap	1.75"	Silver	RPB412SQ(F/X)134 (30/BOX)
		Powder Painted Black	OSIZ1S175J412SQ(F/X)BK
	2"	Silver	RPB412SQ(F/X)2 (30/BOX)
		Powder Painted Black	OSIZ1S2J412SQ(F/X)BK

Jumbo Crosspiece



- ◆ Use these aluminum crosspieces to stack signs at roadway intersections.
- ◆ 12" slot includes hardware for (F) Flat up to .125" or (X) Extruded sign blades.
- ◆ We recommend Jumbo Brackets for signs larger than 9" high x 30" long.

Description	For Post Type	Color	ITEM CODE
12" Jumbo Crosspiece	Universal	Silver	RPB412C(F/X) (10/BOX)
		Powder Painted Black	OSIZ1CRJ412C(F/X)BK

Bracket Set Screws & Tools



- ◆ Secure street name sign to sign brackets.
- ◆ An Allen Wrench Tool required to install set screws.

Description	Color	ITEM CODE
5/16" Standard Set Screw (100/BOX)	Silver	RHBSK56
5/16" Center Pin Set Screw (100/BOX)		RHBPRP38
5/16" Stainless Steel Set Screw (100/BOX)		RHBSSK56
Stainless Steel Set Screw (single)	Black Zinc	OZHRHBSSK56BLACK
Stainless Steel Set Screw (3 pack)		OZHRHBSSK56BLACKPK
T-Style Allen Wrench Tool for Set Screws		RHBSSKT100
L-Style Allen Wrench Tool for Set Screws		RHBSSKF100

Vandal Resistant Bolts & Tool



Description	ITEM CODE
Button Head Vandal Resistant Bolt 5/16" x 3/4" (100/Box)	RHBHP76
12 Point Vandal Resistant Bolt 5/16" x 1/2" (100/Box)	RHBVPA12
12 Point Tool for RHBVPA12	RHBVPA12T43



★ Sign Panel Brackets

- ◆ Sign Panel Brackets for mounting sign to square post(s).
- ◆ Mount a smaller sign on 1 post or a large sign between 2 posts.
- ◆ **Hardware Included:** (2) 5/16" Set Screws




Description	Fits Post Size	Color	ITEM CODE
Aluminum Sign Panel Bracket	2"	Powder Painted Black	OSIZ5SPS2BK
	3"		OSIZ5SPS3BK
	4"		OSIZ5SPS4BK



★ Bell Wing Brackets

- ◆ Aluminum Bell Wing Brackets designed for wall, concrete, wood or any post such a signal or utility posts with 3/4" strapping, bolts or 5/16" lag screws or spikes.
- ◆ Sign attaches with 5/16" bolts. Hardware NOT Included.



Description	Fits Post Type	Color	Size	ITEM CODE
Bell Wing Bracket (12" requires single strap)	SQUARE	Silver	12"	RPBCTBW12 (50/BOX)
			18"	RPBCTBW18 (50/BOX)
			24"	RPBCTBW24 (25/BOX)
		Powder Painted Black	12"	OSIZ2UNPCTBW12BK
			18"	OSIZ2UNPCTBW18BK
			24"	OSIZ2UNPCTBW24BK



★ U-Bolt & B2B Clamps

SCAN QR codes with Smart Phone camera to view product videos.



- ◆ U-bolt clamps for mounting a traffic sign on a square post.
- ◆ B2B1 clamps for mounting 2 traffic signs to 1 round post
- ◆ B2B2 clamps for mounting 4 traffic signs to 2 round posts.
- ◆ Both Clamp Sets includes hardware.



Description	Fits Post Size	Color	ITEM CODE
UB = U-Bolt Clamps Slotted (Set of 2) for mounting 1 sign to 1 post.	2"	Silver	RPBSUBCLAMP2
		Powder Painted Black	RPBSB2B(1/2)CLAMP2
		Silver	OTSBZS2UBCLAMPBK
		Powder Painted Black	OTSBZS2B2B(1/2)CLAMPBK
B2B1 = Back-to-Back Clamps (Set of 2) for mounting 2 signs, back to back, on 1 post.	3"	Silver	RPBSUBCLAMP3
		Powder Painted Black	RPBSB2B(1/2)CLAMP3
		Silver	OTSBZS3UBCLAMPBK
		Powder Painted Black	OTSBZS3B2B(1/2)CLAMPBK
B2B2 = Back-to-Back Clamps (Set of 4) for mounting 2 signs, back to back, on 2 posts.	4"	Silver	RPBSUBCLAMP4
		Powder Painted Black	RPBSB2B(1/2)CLAMP4
		Silver	OTSBZS4UBCLAMPBK
		Powder Painted Black	OTSBZS4B2B(1/2)CLAMPBK



★ #4 Wing Brackets

- ◆ The #4 Aluminum Wing Bracket is designed for wall or post mount of up to .125 gauge flat or extruded signs with 3/4" strapping or bolts, lag screws, or spikes in 2 - .4375 diameter holes.
- ◆ Includes hardware to attach sign to bracket.



Description	Fits Post Type	Color	ITEM CODE
#4 Wing Bracket Size: 4.5" tall x 2.5" wide	SQUARE	Silver	RPBCT4 (50/BOX)
		Powder Painted Black	OSIZ2UNPCT4BK

Cherry-Mate Rivets & Rivet Gun



Cherry-Mate Rivets



Rivet Gun



Description	Fits Post Size	ITEM CODE
#26 Cherry-Mate Rivet	1.5"	RHRBALM8BP26
#30 Cherry-Mate Rivet	1.75"	RHRBALM8BP30
PVC Spacer: 1/2" x 1-1/2" for #30 Rivet		RHRBPVCS150
#34 Cherry-Mate Rivet	2"	RHRBALM8BP34
PVC Spacer: 1/2" x 1-3/4" for #34 Rivet		RHRBPVCS175
Rivet Gun		RHRBALMGUN



Black Semi-Gloss Powder Painted items are available in 20 additional standard colors by custom ordering. Call for details.



Increase safety with time-tested HI-VIZ Conspicuity Yellow

2026 | Catalog#19

Square Post Brackets

U-CHANNEL SQUARE ROUND UNIVERSAL



14.4" Cantilever Wing Brackets
Requires a "custom" post hole punch



Cantilever Wing Brackets

- Aluminum Cantilever Wing Brackets are designed for Flat up to .125" or Extruded sign blades.
- Strap or bolt to post, wall, concrete or wood.
- Includes hardware to attach sign to bracket.
- NOTE: For fastest service a "P0" post hole pattern can be ordered and field drilled hole pattern needed for wing brackets.



TOP SELLER

24" Cantilever Wing Brackets
Requires a "P2" post hole punch



36" Cantilever Wing Brackets
Requires a "P3" post hole punch

30" Cantilever Wing Brackets
Requires a "P3" post hole punch

Description	Fits Post Type	Color	Size	ITEM CODE
Cantilever Wing Bracket	SQUARE	Silver	14.4"	RPBCT8 (10/BOX)
			24"	RPBCT800 (15/BOX)
			30"	RPBCT830 (10/BOX)
			36"	RPBCT836 (10/BOX)
	ROUND	Powder Painted Black	14.4"	OSIZ2UNCT8BK
			24"	OSIZ2UNCT800BK
			30"	OSIZ2UNCT830BK
			36"	OSIZ2UNCT836BK

Hardware Sets

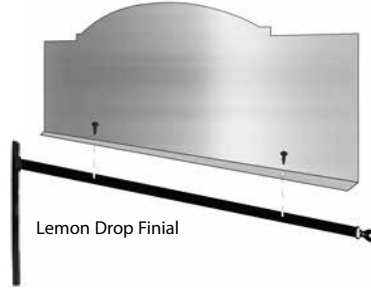
- Hardware sets for mounting sign arm brackets and trim brackets to posts.



Description	Mounts Bracket Type	Fits Post Type	Color	ITEM CODE
Bracket Hardware Sets	2 Sign Arm Brackets to Post	3" SMOOTH SQUARE	3" O.D. ROUND	Black Chromate Dipped OZHRH03
	2 Sign & 2 Logo Trim Brackets to Post	3" SMOOTH SQUARE	3" O.D. ROUND	Black Chromate Dipped OZHRH03L3
	2 Sign Arm Brackets to Post	4" SMOOTH SQUARE	4" O.D. ROUND	Silver OZHRH04
	2 Sign & 2 Logo Trim Brackets to Post	4" SMOOTH SQUARE	4" O.D. ROUND	Silver OZHRH04L3



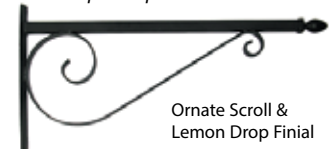
Sign Arm Brackets



Lemon Drop Finial



Ornate Dogwood & Lemon Drop Finial



Ornate Scroll & Lemon Drop Finial

- Steel sign arm bracket is pre-punched with holes to match the hole pattern on a bent lip sign.
- Includes hardware to attach sign to bracket. Bits sold separately.
- NOTE: Sign arm brackets require a "P" post hole punch pattern.

Description	Fits Post Type	Color	Size	ITEM CODE	
Bracket with Ornate Dogwood Lemon Drop Finial	3" & 4" SMOOTH SQUARE	3" & 4" O.D. ROUND	Powder Painted Black	30"	OSIZ4UNJDOGWDLDBK
				36"	OSIZ4UNCDOGWDLDBK
Bracket with Lemon Drop Finial	3" & 4" SMOOTH SQUARE	3" & 4" O.D. ROUND	Powder Painted Black	30"	OSIZ2UNSAJLDBK
				36"	OSIZ2UNSACLDBK
Bracket with Ornate Scroll Lemon Drop Finial	3" & 4" SMOOTH SQUARE	3" & 4" O.D. ROUND	Powder Painted Black	30"	OSIZ4UNJSCROLLDBK
				36"	OSIZ4UNCSCROLLDBK



Bent Lip Hardware • Tools

- For mounting bent lip design street name signs to sign arm brackets.

Description	ITEM CODE
Black Torx Head Screw	OZHRHBT140
Torx Head Screw Bit with Tamper Proof Center Pin	RHBTHB14
3" Torx Bit Extension	RHBTHB3



Sign Trim Brackets

- Trim bracket designs for use with .080" aluminum street name signs.
- Post hole punch patterns: Use "P3" for 6" trims and "P" for 9" trims.



Logo Trim Bracket



Sign Trim Bracket

Description	Fits Post Type	Color	Fits Sign Size	ITEM CODE	
Sign Trim Bracket	3" & 4" SMOOTH SQUARE	3" & 4" O.D. ROUND	Powder Painted Black	6" x 36" with .75" corner radius	OSIZ3UNJTRIM36BK
				9" x 36" with 1.5" corner radius	OSIZ3UNCTRIM36BK
				9" x 42" with 1.5" corner radius	OSIZ3UNCTRIM42BK
Logo Trim Bracket	3" & 4" SMOOTH SQUARE	3" & 4" O.D. ROUND	Powder Painted Black	6" x 6"	OSIZ3UNJTRIMLOGOBK
				9" x 9"	OSIZ3UNCTRIMLOGOBK

Square Post Bases, Caps & Finials



★ Post Bases

- Aluminum bases for use with square posts to provide a decorative, finished style.
- The 2PCQ4 base is designed to clamp around the post. The 3SBQ and 4SBQ bases are designed to slip over the post.



Description	Fits Post Size	Color	ITEM CODE
3SBQ Base 3" Tall x 8" Wide	3"	Powder Painted Black	OPOZBS3SBQ13BK
4SBQ Base 3.5" Tall x 9" Wide		Powder Painted Black	OPOZBS4SBQ14BK
2PCQ4 20" Tall Base	4"	Powder Painted Black	OPOZBS42PCQ4BK



★ Post Caps & Finials

- Aluminum caps & finials for use with square posts to keep the weather out and provide a decorative, finished style.



Description	Fits Post Size	Color	ITEM CODE
Pyramid Cap	1.75"	Silver	RPBSP175PCAP
		Powder Painted Black	OPOZFS175CPPCAPBK
Pyramid Cap	2"	Silver	RPBSP2PCAP
		Powder Painted Black	OPOZFS2CPPCAPBK
		Powder Painted Black	OPOZFS2DP2BK
Deluxe Pyramid Slip over Cap		Silver	RPBSP2
Deluxe Pyramid Slip over Cap	3"	Silver	RPBSP3
		Powder Painted Black	OPOZFS3DP3BK
FINQC Cap		Powder Painted Black	OPOZFS3FINQC3BK
FINQE End Cap		Powder Painted Black	OPOZFS3FINQE3BK
Deluxe Pyramid Slip over Cap	4"	Silver	RPBSP4
		Powder Painted Black	OPOZFS4DP4BK
		Powder Painted Black	OPOZFS4FINQC4BK
		Powder Painted Black	OPOZFS4FINQE4BK
		Powder Painted Black	OPOZFS4FINQP4BK
		Powder Painted Black	OPOZFS4FINQB4BK



Decorative Sign Top Finial

Description	Fits Post Type	Color	ITEM CODE
Decorative Sign Top Finial	Universal	Silver	RPBM317(F/X)
		Powder Painted Black	OPOZF1317(F/X)BK

Drive Rivets



Economy Universal Head

RHRDRIVEA38E125NS - Aluminum
RHRDRIVEA38E125W(XX) - Painted Colors Aluminum



- Grip Range of .125" to .250"
- Fits 3/8" Hole Diameter
- Shank: 5/8" Length
- .093" Nylon Washer included
- Head: Universal 3/4" Diameter
- Drive Rivet is designed specifically for the sign to square post application and 12 GA or 14 GA post to single 12 GA anchor

Flush/Tapered Head Long Shank

RHRDRIVEA38P140WL - Aluminum



- All the same features as the premium flush/tapered drive rivets with a longer shank than any other drive rivet.
- Long Shank: 3/4" Length
- .093" Nylon Washer included
- Most popular and well liked by customers



Flush/Tapered Head

RHRDRIVES38P140W - Steel
RHRDRIVEA38P140W(XX) - Aluminum (XX) Colors to Match Sheeting Available

- Grip Range of .140" to .330"
- Fits 3/8" Hole Diameter
- Shank: 5/8" Length
- .093" Nylon Washer included
- Head: Flush/Tapered 1" diameter
- Drive Rivet is designed specifically for the sign to square post application and 12 GA or 14 GA post to single 12 GA anchor

Universal Head

RHRDRIVES38P140N - Steel (NO Washer)
RHRDRIVEAS38P140W - Aluminum w/Steel Pin (.093" Nylon Washer included)



- Grip Range of .140" - .330"
- Fits 3/8" hole diameter
- Head: 7/8" diameter



Black Semi-Gloss Powder Painted items are available in 20 additional standard colors by custom ordering. Call for details.



Increase safety with time-tested HI-VIZ Conspicuity Yellow

2026 | Catalog#19

SQUARE POSTS • BRACKETS • HARDWARE



Manual Drive Caps & Post Drivers

U-CHANNEL SQUARE ROUND UNIVERSAL



RPEMDHDH8
One Man Post Driver
Heavy Duty
60.25" Long | 43.7 Lbs.
4.125" I.D.



RPEDCHRP100
Steel Drive Cap for
2-3/8" Round Posts
Weight: 3 Lbs



RPEDCHRP300
Drive Cap for 2-7/8"
or 3" Round Posts
Weight: 5 Lbs



RPEDCH30100
Steel Drive Cap for
2 lb. U-Channel
Weight: 4.5 Lbs



RPEDCH17BIGBOYDRIVE
Big Boy Drive Cap
for 3 to 4 lb. U-Channel
Weight: 18 Lbs



RPEDCHDRCAP2145Q
Drive Cap for 2.25" & 2.5"
Square Post
RPEDCHDRCAP2005Q
Drive Cap for 2" Square Post

Manual Post Pullers



RPEPPL3
PL-3 Hydraulic
Post Puller Jack

SCAN QR code
with Smart
Phone camera
to view product
videos.




RPEPUJACK
U-Jack
U-Channel & Square
Post Puller
(Detachable
puller NOT required)
RPEPUJACKPIN
Replacement Pin
for U-Jack



RPEPH7
Jack Base and
Heavy Duty
Handle
(Puller Not
Included)



RPEPH4A
Detachable Puller
Use with RPEPH7



RPEPQP
The NW Quik Pull
is a heavy duty
stable portable
mechanical post
removal tool



Rhino® Jack
RPEPMP3
(includes jack
and handle
only)

Rhino® Jack
RPEPMP3AG
(includes jack,
handle with
chain and
post grabber)

Accessories for PL-3 and MP-3

RPEPMP3Z220422
(A) Chain Assembly
for MP-3

RPEPPL3HP070416
Replacement Handle
for PL-3

RPEPPL3Z071040
(B) Detachable Post Grabber
for PL-3/MP-3

RPEPPL3Z071041
Detachable Panel
Post Grabber
for PL-3/MP-3

RPEPPL3Z071042
Detachable Tent
Stake Grabber
for PL-3/MP-3

Pneumatic (Air) Post Driver



PD-55 Medium-Duty Post Driver

Item Code: **RPEPDP55**
Air Consumption: 42 CFM @ 90psi
(1.19m3/min @ 6.21Bar)
Weight: Approx. 54.6 lbs. (24.8kg)

*Find all the Chucks, Adapters, Drive Caps
and Pullers @ www.cpcsigns.com*



- ◆ Easily operated by one man and is the perfect choice for driving all types of steel posts!
- ◆ Drivers are fast, safe, portable, and will increase productivity while reducing costs!
- ◆ For nearly forty years, the legendary PD-55 and its predecessor the PD-50 have been the productivity leaders in post driving.
- ◆ At just 54 pounds, the brutally tough PD-55 is capable of handling your toughest applications quickly and efficiently.
- ◆ The PD-55 is ideally suited for driving t-posts, ground rod, tent stakes, grape stakes, delineator posts, form pins and fence posts up to 3-3/4".

Accessories for the PD-55 Medium-Duty Post Driver

RPEPDP55ZFRL	Filter Regulator Lubricator
RPEPDP55ZFRLC	Carrier for Filter Regulator Lubricator
RPEPDP55ZHA100	Air Hose Assembly with 100' of 3/4" Diameter Hose
RPEPDP55ZHA25	Air Hose Assembly with 25' of 3/4" Diameter Hose

Accessories for the PD-55 Medium-Duty Post Driver

RPEPDP55ZHAXX	Air Hose Assembly with Custom Length of 3/4" Diameter Hose
RPEPDP55ZHQC	Air Hose Quick Coupler
RPEPDP55ZHQCSC	Quick Coupler Safety Clips
RPEPDP55ZHWO59	Air Hose Whip 5' 9"
RPEPDP55ZHWO152	Air Hose Whip 15' 2"
RPEPDP55ZTPORTCART	Transport Cart Only



JackJaw® Post Extractors

JackJaw® Extractors make an easy task of pulling stakes and posts driven in soil. Jack Jaws can not be used for removing post embedded in concrete - soil installations only. With a couple pumps of the handle, stakes and posts break loose. The jaw and lever mechanism allow you to pull stakes and posts straight up out of the ground without bending them, preserving the posts and stakes for hundreds of repeated uses.



JackJaw® 500 Series Super Puller 28:1 mechanical advantage



- RPEPJACKJJ0500 (u-channels)
- RPEPJACKJJ0504 (2 to 2-1/2" square)
- RPEPJACKJJ0505 (2-1/4" to 3" round)
- RPEPJACKJJ0510 (1-1/4" to 2" square)
- RPEPJACKJJ0511 (3-1/4" to 3-1/2" square)
- RPEPJACKJJ0515 (1-3/4" to 2-1/4" square)
- RPEPJACKJJ0550 (1/2" to 3-1/2" wood)

JackJaw® 300 Series 16:1 mechanical advantage

- RPEPJACKJJ0300 (u-channel)
- RPEPJACKJJ0304 (2 to 2-1/2" square)
- RPEPJACKJJ0305 (2-1/4" to 3" round)
- RPEPJACKJJ0310 (1-1/4" to 2" square)
- RPEPJACKJJ0311 (3-1/4" to 3 1/2" square)
- RPEPJACKJJ0315 (1 3/4" to 2 1/4" square)
- RPEPJACKJJ0350 (1/2" to 3-1/2" wood)

JackJaw® 400 Series with Folding Handle 16:1 mechanical advantage

- RPEPJACKJJ0400 (u-channels/gas probe)
- RPEPJACKJJ0404 (2" to 2 1/2" square)
- RPEPJACKJJ0405 (2.25" to 3" O.D. round)



JackJaw® 300 Conversion Kits

- RPEPJACKJJZKSC300 convert to u-channel posts
- RPEPJACKJJZKSC304 convert to 2"-2.5" square posts
- RPEPJACKJJZKSC305 convert to 2.25"-3" round posts
- RPEPJACKJJZKSC310 convert to 1.25"-2" square posts

JackJaw® 500 Conversion Kits

- RPEPJACKJJZKSC500 convert to u-channel posts
- RPEPJACKJJZKSC504 convert to 2"-2.5" square posts
- RPEPJACKJJZKSC305 convert to 2.25"-3" round posts

JackJaw® Parts & Accessories



Replacement Jaws
RPEPJACKJJZKJCA0006
(includes hardware)
for JackJaw®
300, 400 or 500 Series



Comfort Grip
RPEPJACKJJZAC0001
for JackJaw® Handles



Link Arm Kit
RPEPJACKJJZKLI0300PR
to upgrade single blade to clevis
for JackJaw® 300 & 500 Series

Heavy Nylon Carry Bags

RPEPJACKJJZPA0008
for JackJaw® 400 Series
RPEPJACKJJZPA0009
for JackJaw® 300 & 500 Series



POSTS • BRACKETS • HARDWARE

Hydraulic Post Driver



HPD 60 Medium-Duty Post Driver

Item Code: RPEDYHPD60378

- Oil flow, gpm: 8
- Working psi: 1750 | Max. return psi: 220
- Blow frequency, bpm: 1380 | Blow energy, lb/ft: 70
- Vibration level (3 axis) m/s²: <9.6
- Weight: Approx. 60.5 lbs. | Length (w/o Chuck): 26"

Find all the Chucks, Adapters, Drive Caps and Pullers @ www.cpcsigns.com



- ◆ The Rhino® HPD 60 is a high-performance hydraulic post driver is perfect for fencing, road signs, farm, ranch, forestry, vineyards, guardrail, anchors, tent stakes – essentially any driving job. Capable of driving nearly any post profile, this driver is a hydraulic powerhouse! For taller applications utilize the remote valve.
- ◆ Unlike other hydraulic drivers the RHINO® HPD 60 is nearly maintenance free. Continuous component lubrication keeps maintenance at a minimum and extends tool life.
- ◆ The RHINO® HPD 60 can be used with the HPP 18V Power Pack as well as other hydraulic power systems such as utility truck or mini excavator with the use of Rhino's flow control devices.



RPEDYZHPP14



RPEDYZHPP18V

Rhino Hydraulic Flex Power Packs are superior to other brands due to the cooling system that allows the hydraulic pressure to remain stronger than the competition once it gets hot.

Power Packs & Accessories for use with HPD-60 Medium-Duty Post Driver	
RPEDYZHPP14	HPP 14 Hydraulic Flex Power Pack
RPEDYZHPP18V	HPP 18V Hydraulic Flex Power Pack
RPEDYZHPP0FD	Hydraulic Oil Flow Divider allows tool to be powered with other sources such as a skid steer or mini excavator. (Includes 12" Hose Whip)
RPEDYZHERV	Hydraulic Remote Valve (Includes 6" Hose Whip and 6' Hose)
RPEDYZHEH20	Hydraulic Extension Hose 20 ft
RPEDYZHEH33	Hydraulic Extension Hose 30 ft

Gas Post Drivers

If you are looking for the power you need for tough jobs combined with the flexibility of being able to drive almost anything, look no further. The multitude of configurations that Rhino's Chuck-Lok™ system allows you to quickly change between is incredibly impressive.



GPD-45 Multi Pro

Item Code: **RPEDNGPD45**
Comes with 1", 1-3/4", and 2" Chuck-Lok™ Adapters



- ◆ The 2-1/2" chuck is perfect for Round Posts up to 2-3/8".
- ◆ Includes 2", 1-3/4", and 1" chuck adapters for driving T-Posts & ground rods.
- ◆ Ergonomically Balanced, cushion grip handles frame the GPD-45, providing increased maneuverability and usability.
- ◆ Comes with Rhino's CIS vibration dampening handles.
- ◆ Handle-mounted stop switch.
- ◆ Ergonomically designed handle with an integrated throttle.
- ◆ Prime bulb, for easy starting.
- ◆ Legendary reliability: Honda GX35 4-stroke industrial engine. This tool has passed the stringent Honda US Certification process.
- ◆ Steel skid plate protects the engine and provides rugged durability.



GPD-45 Multi Pro XA

Item Code: **RPEDNGPD45XA**
Comes with 1", 1-3/4", and 2" Chuck-Lok™ Adapters

Item Code: **RPEDNGPD45XAU**
Comes with U-Channel Chuck

- ◆ This driver is best suited to primarily driving U-Channel.
- ◆ The XA model was designed at the request of sign installers, municipalities, and rental houses.
- ◆ The XA model is the Multi Pro with the extended anvil and longer Chuck-Lok already installed.
- ◆ This makes it truly a 4 bolt change to switch to channel posts, square tubes, and back to rounds.
- ◆ The XA weighs in only 7lbs heavier than the standard Multi Pro and is primarily designed for higher productivity and U-channel sign installers.

2-1/2" Master Chuck-Lok™ for use with all GPD -45 Post Driver Models

RPEDGPDZCH25AMC 2-1/2" Master Chuck-Lok™ w/Locking Nut



Post Drive Chuck Adapters for use with the 2-1/2" Master Chuck-Lok™

RPEDZCH25A1	1" ID Chuck-Lok™ Adapter for posts 0" to 7/8" Best suited for driving electrical ground rod.
RPEDZCH25A175	1-3/4" ID Chuck-Lok™ Adapter for posts 1-1/8" to 1-5/8"
RPEDZCH25A2	2" ID Chuck-Lok™ Adapter for posts 1-3/8" to 1-7/8"
RPEDZCH25ATS	Tent Stake Chuck-Lok™ Adapter Ideally suited for the rigors of tent stake installation.

Gas Post Driver Lubricant

RPEDNGPD45ZPDL Gas Operated Post Driver Lubricant - 12 Pack



Multi-Pro Municipality Post Drive Kit

RPEDGPD45DRIVEKIT	Multi-Pro Municipality Drive Kit includes: <ul style="list-style-type: none"> • Short Chuck Tube (RPEDZCH25ASB) • 1-3/4" Square Anchor Drive Cap for 1-1/2" ID Posts (RPEDZCH25ASBD175) • 2" Square Anchor Drive Cap for 1-3/4" ID Posts (RPEDZCH25ASBD2) • 2-1/4" Square Post Anchor Drive Cap for 2" ID Posts (RPEDZCH25ASBD225) • 2-1/2" Square Post Anchor Drive Cap for 2-1/4" ID Posts (RPEDZCH25ASBD25) • U-Channel Post Slotted Chuck (RPEDZCH25ASC) • U-Channel Post Anvil (RPEDZCH25AEA)
--------------------------	---------------------------------------------------------------------------------------------------------------------------------------------------------------------------------------------------------------------------------------------------------------------------------------------------------------------------------------------------------------------------------------------------------------------------------------------------------------------------------------------------------------------------------------------------------------------------------------------------------------------------------



Multi-Pro U-Channel Post Drive Kit

RPEDZCH25ACK	U-Channel Post Drive Kit includes: <ul style="list-style-type: none"> • Slotted Chuck Adapter (RPEDZCH25ASC) • Extended Anvil Chuck Adapter (RPEDZCH25AEA)
---------------------	---------------------------------------------------------------------------------------------------------------------------------------------------------------------------------------------------------



Multi-Pro Square Post Drive Kits

RPEDZCH25STDK175	Multi-Pro 1-3/4" Square Tube Drive Kit includes: <ul style="list-style-type: none"> • Short Chuck Tube • 1-3/4" Square Anchor Drive Cap for 1-3/4" ID Post
RPEDZCH25STDK2	Multi-Pro 2" Square Tube Drive Kit includes: <ul style="list-style-type: none"> • Short Chuck Tube • 2" Square Anchor Drive Cap for 2" ID Post
RPEDZCH25STDK225	Multi-Pro 2-1/4" Square Tube Drive Kit includes: <ul style="list-style-type: none"> • Short Chuck Tube • 2-1/4" Square Anchor Drive Cap for 2-1/4" ID Post
RPEDGPD45STDK25	Multi-Pro 2-1/2" Square Tube Drive Kit includes: <ul style="list-style-type: none"> • Short Chuck Tube • 2-1/2" Square Anchor Drive Cap for 2-1/4" ID Post



14.4" Cantilever Wing Brackets Requires a "custom" post hole punch




Cantilever Wing Brackets

- Aluminum Cantilever Wing Brackets are designed for Flat up to .125" or Extruded sign blades.
- Strap or bolt to post, wall, concrete or wood.
- Includes hardware to attach sign to bracket.
- NOTE: For fastest service a "P0" post hole pattern can be ordered and field drilled hole pattern needed for wing brackets.



24" Cantilever Wing Brackets Requires a "P2" post hole punch



Strap or Bolt to Post or Wall

36" Cantilever Wing Brackets Requires a "P3" post hole punch

30" Cantilever Wing Brackets Requires a "P3" post hole punch

Description	Fits Post Type	Color	Size	ITEM CODE
Cantilever Wing Bracket	SQUARE	ROUND	Silver	14.4" RPBCT8 (10/BOX)
				24" RPBCT800 (15/BOX)
				30" RPBCT830 (10/BOX)
				36" RPBCT836 (10/BOX)
				14.4" OSIZ2UNCT8BK
	Powder Painted Black	24" OSIZ2UNCT800BK		
		30" OSIZ2UNCT830BK		
		36" OSIZ2UNCT836BK		



#4 Wing Brackets



- The #4 Aluminum Wing Bracket is designed for wall or post mount of up to .125 gauge flat or extruded signs with 3/4" strapping or bolts, lag screws, or spikes in 2 - .4375 diameter holes.
- Includes hardware to attach sign to bracket.

Description	Fits Post Type	Color	ITEM CODE
#4 Wing Bracket Size: 4.5" tall x 2.5" wide	SQUARE	ROUND	Silver RPBCT4 (50/BOX)
		Powder Painted Black	OSIZ2UNPCT4BK



Bell Wing Brackets

- Aluminum Bell Wing Brackets designed for wall, concrete, wood or any post such a signal or utility posts with 3/4" strapping, bolts or 5/16" lag screws or spikes.
- Sign attaches with 5/16" bolts. Hardware NOT Included.



Description	Fits Post Type	Color	Size	ITEM CODE
Bell Wing Bracket (12" requires single strap)	SQUARE	ROUND	Silver	12" RPBCTBW12 (50/BOX)
				18" RPBCTBW18 (50/BOX)
				24" RPBCTBW24 (25/BOX)
	Powder Painted Black	12" OSIZ2UNPCTBW12BK		
		18" OSIZ2UNPCTBW18BK		
		24" OSIZ2UNPCTBW24BK		



Bracket Hardware & Tools



Description	Color	ITEM CODE
5/16" Standard Set Screw (100/BOX)	Silver	RHBSK56
5/16" Center Pin Set Screw (100/BOX)		RHBPRP38
5/16" Stainless Steel Set Screw (100/BOX)		RHBSSK56
Stainless Steel Set Screw (single)	Black Zinc	OZHRHBSSK56BLACK
Stainless Steel Set Screw (3 pack)		OZHRHBSSK56BLACKPK
T-Style Allen Wrench Tool for Set Screws		RHBSSKT100
L-Style Allen Wrench Tool for Set Screws		RHBSSKF100
5/16" x 18 x 3/4" Stainless Steel Bolt	Silver	RHSSHB516
5/16" Stainless Steel Nut		RHSSHN8



Snap Lock Assembly



- Ideal for use on square post as well as round posts, because the thin strap conforms to both the round and square post when tightened.

Description	Strap Size	Fits Post Size		Color	ITEM CODE
		SQUARE	ROUND		
Snap Lock Assembly	1/2" wide x 38" long	1 3/4" to 9"	1 3/4" to 12 1/2" OD	Silver	RHSLA
	1/2" wide x 22" long	1 3/4" to 5"	1 3/4" to 7" OD	Black	OZHRHSLA07BK
	1/2" wide x 31" long	1 3/4" to 7 1/4"	1 3/4" to 10" OD		OZHRHSLA10BK
	1/2" wide x 38" long	1 3/4" to 9"	1 3/4" to 12 1/2" OD		OZHRHSLA1225BK



Quick Tip

Increase safety with time-tested HI-VIZ Conspicuity Yellow



Black Semi-Gloss Powder Painted items are available in 20 additional standard colors by custom ordering. Call for details.

Follow the steps below to build your own semi-custom package to attached one sign to a post.

STEP 1 Strapping

Choose 1 option

- Snap Lock Assembly
Skip Step 2, go to Step 3
- Stainless Steel Strapping with Wing Seal
Skip Step 2, go to Step 3
- Stainless Steel Strapping
Go to Step 2

Description	Strap Size	Fits Post Size		Color	ITEM CODE
		SQUARE	ROUND		
Snap Lock Assembly	1/2" x 38"	1 3/4" to 9"	1 3/4" to 12 1/2" OD	Silver	RHSLA
	1/2" x 22"	1 3/4" to 5"	1 3/4" to 7" OD	Black	OZHRHSLA07BK
	1/2" x 31"	1 3/4" to 7 1/4"	1 3/4" to 10" OD		OZHRHSLA10BK
	1/2" x 38"	1 3/4" to 9"	1 3/4" to 12 1/2" OD		OZHRHSLA1225BK
Description	Strap Size	Color	ITEM CODE		
Stainless Steel Strapping with wing seal	3/4" x .030" x 39"	Black	OZHRHSS3430WS3406BK		
Description	Strap Size	Color	ITEM CODE		
Stainless Steel Strapping	3/4" x .020" x 200'	Silver	RHSS3420		
	3/4" x .025" x 100'		RHSS3425		
	3/4" x .030" x 100'		RHSS3430		
	1/2" x .030" x 100'	Black	OZHRHSS1230BK		
	3/4" x .030" x 100'		OZHRHSS3430BK		

STEP 2 Buckle or Seal Bracket

Buckle or Seal Bracket not needed, if Snap Lock Assembly was picked in Step 1.

- Buckle
- Wing Seal

Description	Fits Strap Size	Color	ITEM CODE
Buckle	Fits .030" or thicker strapping	Silver	RHSSHBU3465
	Fits 3/4" x .030" or thicker strapping	Black	OZHRHSSHBU3465BK
	Fits 1/2" x .030" or thicker strapping		OZHRHSSHBU1265BK
Wing Seal	Fits .025" or thinner strapping	Silver	RHSSHWS06
	Fits 3/4" x .025" or thinner strapping	Black	OZHRHSSHWS06BK
	Fits 1/2" x .025" or thinner strapping		OZHRHSSHWS05BK

STEP 3 Sign Bracket

(2) Sign Brackets needed to mount 1 sign to a post.

- Minus 4
- Plus 4
- Cantilever

Description	Fits Post Size		Color	ITEM CODE
	SQUARE	ROUND		
Minus 4 Sign Bracket	1 3/4" to 9"	4" O.D. or less	Silver	RHSSBMINUS4
			Black	OZHRHSSBMINUS4BK
Plus 4 Sign Bracket	4" to 9"	over 4" O.D.	Silver	RHSSBPLUS4
			Black	OZHRHSSBPLUS4BK
Cantilever Sign Bracket			Silver	RHSSBC

STEP 4 Hardware

- Bolt
- Nut

Description	Color	ITEM CODE
5/16" x 18 x 3/4" Stainless Steel Bolt <i>Just the right length to fit the threaded PLUS 4 or Minus 4 Bracket</i>	Silver	RHSSH516
5/16" Stainless Steel Nut <i>Only required for cantilever bracket</i>		RHSSH8

Strapping Tools

Strap Cutter

Ratchet Type Strapping Tool

Spinner Type Strapping Tool

Description	ITEM CODE
Strap Cutter	RHSSTMODEL C1
Ratchet Type Strapping Tool	RHSSTMODEL P1
Spinner Type Strapping Tool	RHSSTMODEL C001

Special Stainless Steel Alloys Available for Saltwater Environments. Call for Details




Snap Lock Assembly Packages

- ◆ Ideal for use on square post as well as round posts, because the thin strap conforms to both the round and square post when tightened.
- ◆ Screw type hose clamp style for sign mounting.
- ◆ Needs only a screwdriver to tighten.



Description	Fits Post Size		Color	ITEM CODE
	SQUARE	ROUND		
1 Sign Mount Package	1 3/4" to 9"	4" O.D. or less	Silver	RHSLAMINUSPKG
		Black	OZHRHSLAMINUSPKG BK	



Description	Fits Post Size		Color	ITEM CODE
	SQUARE	ROUND		
2 Sign Mount Packages for Back to Back Applications	1 3/4" to 9"	4" O.D. or less	Silver	RHSLAMINUSPK2
		Black	OZHRHSLAMINUSPK2BK	



Description	Fits Post Size		Color	ITEM CODE
	SQUARE	ROUND		
1 Sign Mount Package	4" to 9"	over 4" O.D.	Silver	RHSLAPLUSPKG
		Black	OZHRHSLAPLUSPKG BK	



Description	Fits Post Size		Color	ITEM CODE
	SQUARE	ROUND		
2 Sign Mount Packages for Back to Back Applications	4" to 9"	over 4" O.D.	Silver	RHSLAPLUSPK2
		Black	OZHRHSLAPLUSPK2BK	



Description	Fits Post Size		Color	ITEM CODE
	SQUARE	ROUND		
1 Sign Mount Package	3" to 9"	2 to 12 1/4" O.D.	Silver	RHSLACANTILEVERPKG



Description	Fits Post Size		Color	ITEM CODE
	SQUARE	ROUND		
2 Sign Mount Packages for Back to Back Applications	3" to 9"	2 to 12 1/4" O.D.	Silver	RHSLACANTILEVERPK2



Buckle Bracket Packages

Description	Fits Post Size	Color	ITEM CODE
1 Sign Mount Package	4-12" O.D.	Silver	RHSBB7
		Black	OZHRHSBB7BK



Black Semi-Gloss Powder Painted items are available in 20 additional standard colors by custom ordering. Call for details.



Quick Tip
Increase safety with time-tested HI-VIZ Conspicuity Yellow

Brackets for Overhead Span Wire Mounting

SCAN QR codes with Smart Phone camera to view product videos.



Heavy-Duty Bracket

- ◆ **Best Value:** This CPC brand heavy-duty bracket offers the lowest price combined with the heavy-duty quality, when compared to the light and medium duty brackets available.
- ◆ Heavy-Duty, 4 and 8 gauge steel

- ◆ Net weight 4.8 lbs.
- ◆ 3-way adjustable
- ◆ Mounts on cables up to 3/8"
- ◆ Pre-assembled for quick, hassle free installation of metro street name signs.

How many Brackets are needed for your sign?

Sign Length	Number of Brackets	Inset Distance from Edge of Sign
up to 42"	1	centered
42" - 66"	2	3"
67" - 84"	2	6"
85" - 102"	2	12"
103" - 120"	2	16"
over 120"	3	centered & 16"



Color	ITEM CODE
Silver	RPBOHCPCSWING

Color	ITEM CODE
Powder Painted Black	OSIZ840HCPCSWINGBK

• IN STOCK •
May Be ORDERED Individually or in a Box of 10

Allows Sign to Swing Freely in the Wind.



Medium-Duty Bracket

- ◆ Made from plated steel and aluminum
- ◆ Swivels 360-degrees and adjusts for tilt.
- ◆ Mounts on cables up to 3/8"
- ◆ Pre-assembled for quick installation



Color	ITEM CODE
Powder Painted Black	OSIZ840HCOMM77BK

Color	ITEM CODE
Silver	RPBOHCOMM77

Overhead Mast Arm Brackets



Medium-Duty Bracket

- ◆ Made from plated steel and aluminum
- ◆ Pre-assembled for quick hassle free installation
- ◆ May be ordered individually or in a box of 10



Use stainless steel strapping or snap lock assembly for mounting to mast arm.
Sold Separately, Page 68-69



Color	ITEM CODE
Silver	RPBOHCOM88
Powder Painted Black	OSIZ840HCOM88BK

Impact Recovery Flexible Sign Posts & Bases



IMPACT recovery SYSTEMS™

Check out the CPC Partner Product Play List on the Custom Products YouTube Channel



Mix 'n Match Components

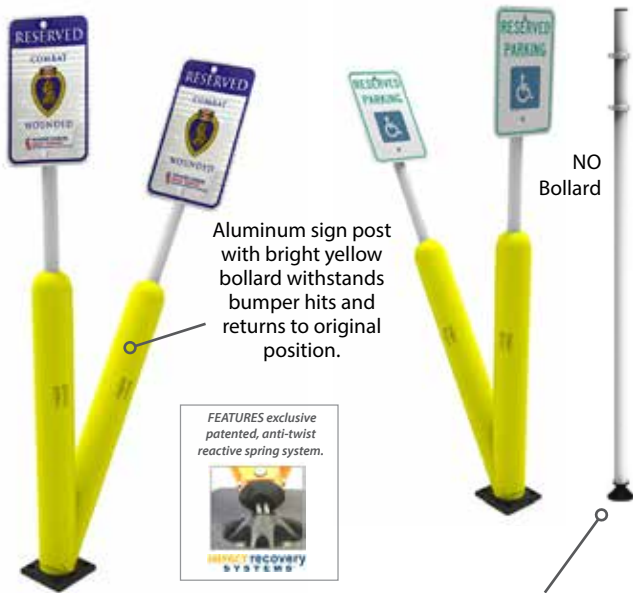
Posts, Bases & Installation

- ◆ Impact Recovery flexible sign posts for permanent use within parking lots and garages or where occasional bumping by vehicles can damage traditional signposts causing costly repairs or replacement.
- ◆ Base Components and Installation options, sold separately.
- ◆ Coupler Unit has a reactive spring assembly that allows the sign post to be bumped by vehicles, rebound, and return upright.
- ◆ Supports signs up to: • Aluminum 12" x 18" • HDPE (plastic) up to 18" x 24"



STA-RITE FLEX SIGN POSTS

- ◆ Post is constructed of white powder coated aluminum.
- ◆ Complete with (2) brackets, bracket hardware to mount sign and black post cap.



Choose a fixed or a quick release coupler and base style.



STANDARD FLEX SIGN POSTS

- ◆ Standard version of the Sta-Rite Aluminum posts.
- ◆ Post is made of white HDPE (hi-density plastic), no holes in post.
- ◆ Complete with hardware to mount sign and black post cap.



ITEM CODE	Post	For Base Style
White Aluminum Post Only No Bollard		
RPOFPSISRN060QT	60"	Quarter Turn
RPOFPSISRN078QT	78"	Quarter Turn
RPOFPSISRN078D	78"	Drivable
RPOFPSISRN102QT	102"	Quarter Turn
Includes Yellow Bollard		
RPOFPSISRB060QT	60"	Quarter Turn

ITEM CODE	Post	For Base Style
White Posts Hi-Density Plastic		
RPOFPSISPH060QTN	60"	Quarter Turn
RPOFPSISPH066QTN	66"	Quarter Turn
RPOFPSISPH066DN	66"	Drivable
Yellow Posts Hi-Density Plastic		
RPOFPSISPYE060QTN	60"	Quarter Turn
Orange Posts Hi-Density Plastic		
RPOFPSISPOR060QTN	60"	Quarter Turn
RPOFPSISPOR066QTN	66"	Quarter Turn

BASE COMPONENTS


Quarter Turn Base

Portable One Base RPOFZIQTPOBASE



Quarter Turn Base

Quarter Turn Base RPOFZISMQTBBK



RPOFZIDB218SQ12

Anchor Kit

Includes 4 Lag Screws for attaching base to ground, such as concrete. RHSMSLS12

Adhesives

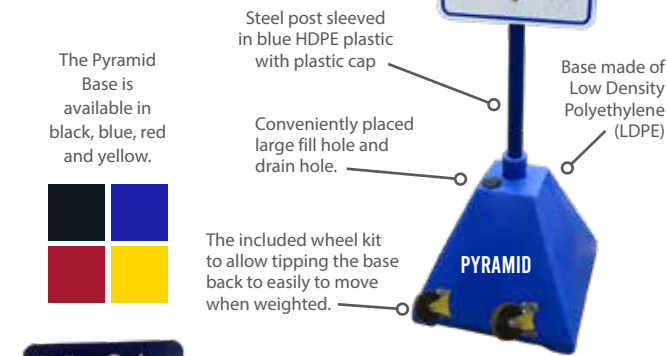
Ideal for most surfaces. See page 105



GP-4 Base & Post Kits

- ◆ Base to Post Hardware Included.
- ◆ Signs, Hardware and Wheel Kits, Sold Separately.

KIT CODE	Post	GP-4 Descriptions
RPOGP4	4 ft Pipe	Base & Post Weight: 33 lbs. 14" Diameter Cast Iron Base
RH6GPE01		Hardware Package for mounting sign
RPOGP5WHEELKIT		Wheel Kit. <i>Mounting Hardware Included.</i>
RHSMSCA1240		Anchor screw for permanent applications, mount to concrete surface. Requires (3) anchor screws.



Pyramid Base & Post Kits

- ◆ Base to Post Hardware plus 2 Sign Mounting Brackets and Wheel Kit included.
- ◆ Signs are Sold Separately.

KIT CODE	Post	Pyramid Base
RPOGPBASEPYRAMIDBU60	60" (5 FT)	Fill with concrete, sand or gravel up to 100 lbs. Empty Weight: 24 lbs 22" x 22" x 22"
RPOGPBASEPYRAMIDBU84	84" (7 FT)	
RPOGPBASEPYRAMIDBU96	96" (8 FT)	
RPOGPBASEPYRAMIDWXXX	Any Color Pyramid Kit w/Wheels	



GP-6 Rock-It Base & Post Kits * MADE IN USA *

KIT CODE	Post	Rock-It 18 Black Base
RPOGP65TRB18(BK)	60" (5 FT)	Fill capacity (Silica Sand) 125-150 lbs. Empty Weight: 10 lbs. 18" x 19.5" at bottom and 12.8" tall
RPOGP66TRB18(BK)	72" (6 FT)	
RPOGP68TRB18(BK)	96" (8 FT)	

- ◆ Wheels, Base to Post and Post to Sign Mounting Hardware included in GP-6 & GP-8 kits.
- ◆ Signs, sold separately.
- ◆ Telespar posts available in galvanized Silver or Black (BK) Powder Paint, other colors available.

GP-8 Roll-A-Base & Post Kits * MADE IN USA *

KIT CODE	Post	Rock-It 18 Black Base
RPOGP85TRP24(BK)	60" (5 FT)	Fill capacity (Silica Sand) 150-180 lbs. Empty Weight: 10 lbs. 23.35" at bottom, 8.20" at top, and 16.50" tall
RPOGP86TRP24(BK)	72" (6 FT)	
RPOGP88TRP24(BK)	96" (8 FT)	



Black Semi-Gloss Powder Painted items are available in 20 additional standard colors by custom ordering. Call for details.

Quick Tip

Increase safety with time-tested HI-VIZ Conspicuity Yellow



X-Tube Post, Base & Quick Release Pin

X-Tube Post is a 1.75" square post supported by two internal, corner-to-corner reinforcing cross beams.

Made from UV-stabilized polymers, the poles offer superior impact resistance and withstand all weather conditions.

Quick Release Pin for easy post to base installation.

Surface Mount Base is created from a high impact resistant UV-stabilized resin.

X-Tube Flexible Sign Posts, Surface Mount Base and Quick Release Pin

Kit includes post, surface mount base and quick release pin. Anchor screws, sign hardware and sign, sold separately. Individual parts, also available.

KIT CODE	Post	Surface Mount Base
RPOFSPXTUBEWH048PK	48" (4 FT)	Surface Mount Base installs with adhesives or anchor screws, sold separately.
RPOFSPXTUBEWH060PK	60" (5 FT)	
RPOFSPXTUBEWH072PK	72" (6 FT)	
RPOFSPXTUBEWH084PK	84" (7 FT)	
RPOFSPXTUBEWH096PK	96" (8 FT)	
RPOFSPXTUBEWH108PK	108" (9 FT)	
ITEM CODE	Part Name	
RPOFZPXETUBEYETI	"The Yeti" 40# Portable Base	
RPOFSPZXTUBEASE	Surface Mount Base	
RPOFZPXETUBEASE800QR	Quick Release Pin	
RHMSCA3825	3/8" x 2-1/2" - for Concrete. Adhesives recommended for Asphalt, see page 105	
RPOFSPXTUBEWH048	48" (4 FT)	White X-Tube Post is a 1.75" square post supported by two internal, corner-to-corner reinforcing cross beams. Pre-Punched for attachment to base. Sign holes are marked on post, but need to be drilled for sign during installation.
RPOFSPXTUBEWH060	60" (5 FT)	
RPOFSPXTUBEWH072	72" (6 FT)	
RPOFSPXTUBEWH084	84" (7 FT)	
RPOFSPXTUBEWH096	96" (8 FT)	
RPOFSPXTUBEWH108	108" (9 FT)	



Portable Rubber Base with Double Wheel Assembly, 60" Power Post & Hardware Package *MADE IN USA*

- ◆ Durable recycled rubber bases
- ◆ Heavy duty, non-scratch plastic base wheels
- ◆ 60" tall x 1.75" wide, square plastic Power Posts are lightweight and impact resistant - no sign twisting
- ◆ Base withstands strong winds without tipping over.

KIT CODE	Base Weight	Hardware
RPOGRPLR6030LBKITWHE	30 lbs	Hardware Included to secure sign to post and post to base. (3) 3/8" x 2-1/2" Zinc Hex Bolt (5) 3/8" Washer (3) 3/8" Locknut
RPOGRPLR6060LBKITWHE	60 lbs	
RPOGRPLR6090LBKITWHE	90 lbs	

GP-7 Volcano Base & Post Kits

- ◆ Durable, thick recycled rubber base with steel insert for square post attachment.
- ◆ Heavyweight Telespar steel post makes attaching signs easy with no sign twisting. Post holes accommodate multiple sign sizes. *Telespar posts may be powder coated.*
- ◆ Base to Post and Post to Sign mounting hardware included in kits.



Ideal for Emergency Management

KIT CODE	Post Height	Volcano Rubber Base
RPOGP75TRB1	60" (5 FT)	Single Stack includes (1) 43lb. Base
RPOGP76TRB1	72" (6 FT)	
RPOGP78TRB1	96" (8 FT)	
RPOGP75TRB2	60" (5 FT)	Double Stack includes (2) 43lb. Bases
RPOGP76TRB2	72" (6 FT)	
RPOGP78TRB2	96" (8 FT)	



School Zone Signs

Go to www.cpcsigns.com to find more Special Legend School Signs.



STOP/STOP School Crossing Hand Paddles

SHP1818ST040(X)NH - 18" x 18", .040" Aluminum Paddle Head
Sheeting (X): (B) Non-Reflective | (E) Engineer Grade Prismatic (H) High Intensity Prismatic

Handle **HPHANDLE10** 10" Galvanized Steel Conduit (Sold Separately)
 Vynafoam Grip **HPZFOAMGRIP** (Sold Separately)



Add Blinking Solar LEDs to signs see page 16



S3030S313AG
S3636S313AG




S3030S323AG
S3636S323AG



S3030S45A(XX)3AG
S3636S45A(XX)3AG
*Specify Speed



S3030S45A(XX)3AG
S3636S45A(XX)3AG
*Specify Speed



S3030S45A(XX)3AG
S3636S45A(XX)3AG
*Specify Speed



S3030S45A(XX)3AG
S3636S45A(XX)3AG
*Specify Speed



S3030S45A(XX)3AG
S3636S45A(XX)3AG
*Specify Speed



S3030S45A(XX)3AG
S3636S45A(XX)3AG
*Specify Speed



S1218R7321HA



SLSPBP73041218HA



S1218R7217HA



S1218R7360HA




S1218R7309HA



S1218R7323HA



S2430S52HA




S2430S53HA



S2430R210HA



S2418R26PHA



S2410S41PHA
*Specify times



S2430R211HA

3 DAYS Replacement Requirements*

Damaged or missing school zone signs should be replaced or repaired within 3 working days of the agency having notice of them missing, down or damaged. Some signs may warrant faster replacement based on nature of sign. *Maintenance of Signs and Sign Support: FHWA-SA-09-025

Are Your Signs Bright Enough?

School Zone Signs MUST be Fluorescent Yellow-Green Diamond Grade. To stay in compliance with the MUTCD, we recommend using: **3M[®] FYG Diamond Grade Cubed** for all **School Zone Signs** for the best overall value and warranty.

Fluorescent Yellow Green DG3 (FYG)



S2410S44PHA



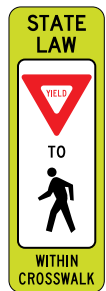
S2410S46PHA



S2410S42PHA



S1236R16A3AG



S1236R16H3AG



S3030S113AG
S3636S113AG



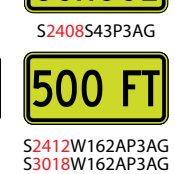
S2418W162P3AG
S3024W162P3AG
*Specify FEET



S3030S45(XX)3AG
S3636S45(XX)3AG
S3030S45(XX)H3AG
S3636S45(XX)H3AG
*Specify Speed



S2408S43P3AG



S2412W162AP3AG
S3018W162AP3AG
*Specify FEET



S2412W167PR3AG
S3018W167PR3AG



S2412W167PL3AG
S3018W167PL3AG



S2412W167PL3AG
S3018W167PL3AG



S2412W167PL3AG
S3018W167PL3AG



S2412W167PL3AG
S3018W167PL3AG

Athletic Marking Paint & Stencils



Athletic Marking Paints and Stencils available in standard and custom legend signs (CLS) for all your traffic, parking lot, playground, and athletic field needs.

Pages 107-111



S2412W166PR3AG
S3018W166PR3AG



S2412W166PL3AG
S3018W166PL3AG



S2412W162AP3AG
S3018W162AP3AG
*Specify FEET



S2412W165P3AG
S3018W165P3AG



S2412S47P3AG
S3018S47P3AG



S2412W167PR3AG
S3018W167PR3AG


Stickers, Decals & Tags

Bumper Stickers, Parking Permits, Polyester Decals & Vinyl Decals

Available in many standard colors and sizes with customized graphics for your school or college.



Property Signs



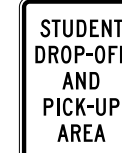
S1218PC236HA



S1824PC230HA



S1824PC235HA




S1824PC200HA



S1218S36HA



S1218PC250HA



Go to www.cpcsigns.com to find more Special Legends for School Zone Signs.



In-Street Pedestrian Crosswalk Signage

Children and other pedestrians are at risk when crossing the street every single day.



- Quickly grabs motorists' attention and alerts them to pedestrians in crosswalk.
- Utilizes Highly Visible, Reflective Diamond Grade Fluorescent Yellow Green sheeting plus FYG posts.
- 12" x 36" Yield to Pedestrian -or- Stop for Pedestrian signs are constructed of durable plastic.

52" X-Tube Rigid Upright with Sign

PART #	LEGEND
RPOFPIPX50WHTSS603	YIELD to Ped - Double Faced
RPOFPIPX50WHTSS602	YIELD to Ped - Single Faced
RPOFPIPX50WHTSS605	STOP for Ped - Single Faced
RPOFPIPX50WHTSS604	STOP for Ped - Double Faced

Choose Sign from above to use with the Yeti Base

RPOFZPXTUBEBASEYETI	"The Yeti" 40# Portable Base
RPOFZPXTUBEBASE800QR	Quarter turn Pin for 1.75" X-Tube Post




42" EFX FYG Flexible Safety Post with Sign

PART #	LEGEND
RPOFPIPF342FLGFX613	YIELD to Ped - Double Faced
RPOFPIPF342FLGFX612	YIELD to Ped - Single Faced
RPOFPIPF342FLGFX615	STOP for Ped - Double Faced
RPOFPIPF342FLGFX614	STOP for Ped - Single Faced

Choose Sign from above to use with the Banana Base or Fixed Base

RPOFZPBASEBANANA	35# Portable Banana Base
RPOFZPFG300BAFYG	Fixed Base
RHSMSCA3840	Asphalt Anchor Bolt
RHSMSCA3825	Concrete Anchor Bolt
RPOFZPFG300XPINS	Post Pins (Box of 50)



The 300 FYG Fixed Base for fixed installations where the post and base will remain on the road surface for an extended period of time.

Bases are constructed of a UV stable, high impact plastic. Safety posts are mounted to the base with two nylon locking pins. Bases are secured to the roadway with either epoxy or bolts.



In-Street Pedestrian Crosswalk Signage

Portable School Zone Signage



Easy Fold Sandwich Boards

Find a full line of standard and custom options @ www.cpcsigns.com

In-Street Pedestrian Crosswalk Signage

provides enhanced conspicuity at un-signalized intersections in order to alert motorists to local laws concerning yielding to or stopping for pedestrians in crosswalks.



Quarter Turn Base



The One Base attaches to quarter turn post types.



Quarter Turn Mounting Style Post w/Sign

PART #	Legend	Sign Faces
RPOFPIPDSTDQT	STOP for Ped	Double Faced
RPOFPIPDYDDQT	YIELD to Ped	Double Faced
RPOFPIPDYDSQT	YIELD to Ped	Single Faced
RPOFPIPSSTDQT	(SCHOOL) STOP for Ped	Double Faced
RPOFPIPSYDDQT	(SCHOOL) YIELD to Ped	Double Faced
RPOFPIPSYDSQT	(SCHOOL) YIELD to Ped	Single Faced

Choose Sign from above to use with a Base below

PART #	Description
RPOFZISMQTBBK	Quarter turn Base - Surface Mount
RPOFZIQTPOBASE	Portable One Base - 100% Recycled Rubber
RPOFZIQTTPIN	Quarter Turn Replacement Pin

FEATURES exclusive patented, anti-twist reactive spring system.



IMPACT recovery SYSTEMS

Blinker Beacons™



Vertically Mounted Dual Solar Flashing LED Beacons

- Adds visibility
- Solar Powered, no electric bills, virtually maintenance free
- Low cost installation (no trenching or wiring)
- Patented Auto Bright™ circuitry automatically adjusts brightness levels, maintaining optimal LED output and extending battery life

Incident Management Kits

RSPIMKIT(XX) Kit Includes:

- ◆ Wrap and Roll MDI Compact Sign Stand
- ◆ Fluorescent Pink Compact Sign (Ribs included) with ACCIDENT AHEAD Legend in (36) 36" -or- (48) 48". 48" kit is suitable for all roadways including interstates.
- ◆ 5-Point Breakaway Lime XL Economy Vest
- ◆ 6.5" x 4" Red Highway Road LED Flare
- ◆ 14" Red Traffic Baton ◆ Storage Bag for Kit



Add a Set of 5 Cones to IM Kit

(Set of 5 cones w/bag)
Collapsible Cones

RSPCC28RCOLLAPSE5PK

(Set of 5 cones w/bag))

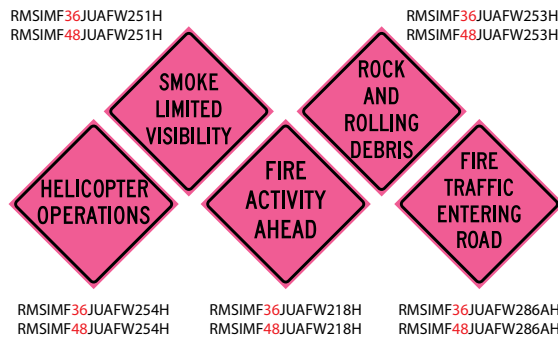
FirstGard Foldable Cones

RSPBPSSFGFOLDCONES

Roll-Up Signs for Forest Service

USDA Forest Service roll-up signs are available in Pink Reflective. Source: Sign & Poster Guidelines for Forest Service (2013). May be used by jurisdictions other than USDA Forest Service as well. Ribs sold separately. *Artwork charges may apply.*

Available in 36" x 36" (36) and 48" x 48" (48) sizes with vinyl pockets.



Call for a Customized Quote

END FIRE ACTIVITY

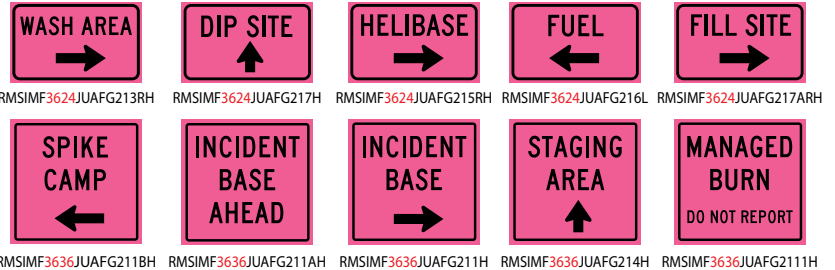
RMSIMF3618JUAFG205H

FIRE INFORMATION

RMSIMF5436JUAFG219H

FIRE INFORMATION AHEAD

RMSIMF5436JUAFG218H



Part #	Roll-Up Sign Ribs Size
RMSR36	36" Ribs
RMSR48	48" Ribs
RMSR36TCR36	36" Heavy Duty Ribs
RMSR48TCR48	48" Heavy Duty Ribs
RMSR3618	36" x 18" Ribs
RMSR3624	36" x 24" Ribs

Traffic Batons

Batons are Weather Resistant

Batteries last up to 100 hours.

LED lights visible up to 3,000 yards away & last over 100,000 hours.



14" Long Baton Red RSAGFXG410RE

- ◆ 3 Functions: red flashing, warning, and steady
- ◆ Requires 2 X C batteries (not included)

15" Long Baton Red RSAGFXG411TWRE

- ◆ 4 Functions: white flashlight, white flashlight with red flashing, and red flashing/steady
- ◆ Requires 2 X D batteries (not included)



21" Long Traffic Baton Red/Green/Blue RSAGFXG408RGB

- ◆ 6 Functions: flashing and steady in red, green & blue
- ◆ Requires 3 X C batteries (not included)

5-Point Breakaway Vests

3rd Party Certified – Meets ANSI/ISEA 207-2006

Class 3 Type R Standards



Premium 5-P Vest
RSAGV35PBLSSZM(XX)N - Lime
Specify Size (XX): (ML) fits M-L, (XL2X) fits XL-2XL, (3X5X) fits 3XL-5XL

3rd Party Certified – Meets ANSI/ISEA 107-2015 Class 2 Standards, NFPA Standards for Fire Trucks and MUTCD Standards for Flaggers



Economy 5-P Vest
RSAGV5E(XX)SSZM(XX)N

5-Point Breakaway Vests are an excellent choice for extreme work environments around moving machinery and equipment to prevent pulling workers into hazards. Choose an Economy 5-Point Vest or Premium 5-Point Vest in Lime or Orange.

Colors (X): (L) Lime, (O) Orange
Sizes (XX): (L), (XL), (2X)



Premium 5-P Vest
RSAGV5P(X)SSZM(XX)N

Are your First Responders Compliant?

The NFPA (National Fire Protection Agency) requires that all fire trucks shall carry one 5-Point Breakaway ANSI/ISEA 201 Class 2 Vest for each seating position on the truck.

Storage Bags

Storage Bags
for 2 (two) Standard
Roll-Up Signs with Ribs.
Specify Size when Ordering.



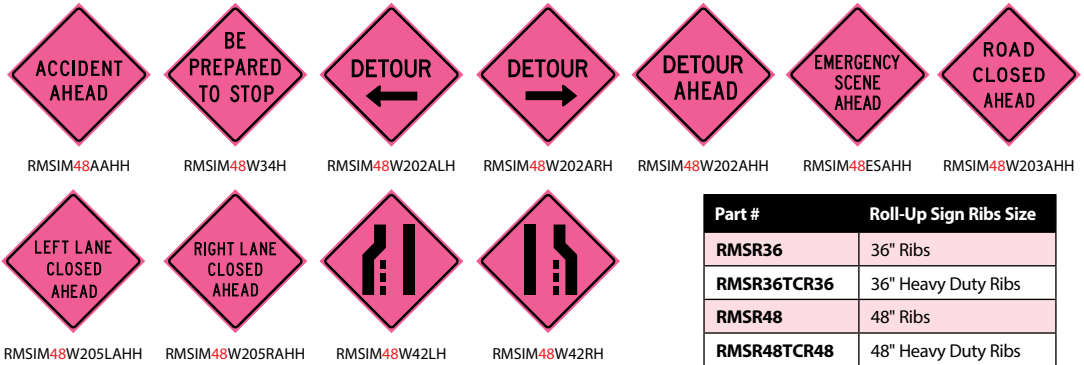
RMSHD36
RMSHD48

Roll-up Sign Legends shown on *page 85* are also available in the fluorescent pink reflective material.
Artwork charges may apply. Call for details and a customized quote.

Pink Reflective is the approved MUTCD color material for all Incident Management areas.

Standard Roll-Up Signs

Standard Roll-Up Signs are available in many legends. Quick Ship legends shown. Ribs sold separately.



Part #	Roll-Up Sign Ribs Size
RMSR36	36" Ribs
RMSR36TCR36	36" Heavy Duty Ribs
RMSR48	48" Ribs
RMSR48TCR48	48" Heavy Duty Ribs

Folding Flag Assembly
for use with any
Roll-Up Sign with Ribs.
(2) two 18" flags
included.



INCIDENT MANAGEMENT & PERSONAL SAFETY

Compact Sign System

Custom Products offers the MDI System that is a completely self-contained sign system that deploys quickly for greater safety and efficiency in traffic incident management areas. This system is ideal for storing in police and fire vehicles. Add Carry Cases to protect your Stand and Signs during storage for longer product life.



From Stored to Fully Deployed in Seconds

The patented MDI Compact® Sign system features sign faces that have hinged, integrated cross bracing with a single trigger release mechanism for rapid deployment and take-down. When the incident is terminated, the MDI Compact® Sign and cross brace folds down and wraps around undeployed sign stand for easy storage.

Wrap & Roll System
MDI Compact® Roll-Up sign combines with a Traffic Master® sign stand.

Storage Bag

Storage Bag for
MDI Compact System
or Compact Roll-Up
Signs.



RMSHD48CSSB
For Compact
System
Only

Compact Roll-Up Signs



Compact Roll-Up Signs come pre-installed with hinged, integrated cross bracing to work in conjunction with the MDI Compact Sign System.

Arrows provided as overlay patch may be turned as needed. Roll-up sign sizes (XX) : (36) 36" or (48) 48"





Cones & Cone Bars



Traffic Cones


- ◆ Flexible Bright Fluorescent Orange, Lime, Blue or White PVC
- ◆ Some sizes require minimum quantity order, call for details.
- ◆ Many Sizes and Reflective Collars available.

RSPCC1803WLN 18" 3# Wide Body Lime No Reflective	RSPCC1803WON 18" 3# Wide Body Orange No Reflective	RSPCC1803WLR06 18" 3# Wide Body Lime REFLECTIVE 6"	RSPCC1803WOR06 18" 3# Wide Body Orange Reflective 6"	RSPCC2807SOR46 28" 7# Slim Body Orange Reflective 4" & 6"	RSPCC2810SOR46 28" 10# Slim Body Orange Reflective 4" & 6"	RSPCC2807WON 28" 7# Wide Body Orange No Reflective	RSPCC2807WOR46 28" 7# Wide Body Orange Reflective 4" & 6"	RSPCC2810WOR46 28" 10# Wide Body Orange Reflective 4" & 6"	RSPCC2807WLN 28" 7# Wide Body Lime No Reflective	RSPCC2807WLR46 28" 7# Wide Body Lime Reflective 4" & 6"	RSPCC2807WWHN 28" 7# Wide Body White No Reflective	RSPCC2807WWHR46 28" 7# Wide Body White Reflective 4" & 6"	RSPCC2807WBUN 28" 7# Wide Body Blue No Reflective	RSPCC2807WBUR46 28" 7# Wide Body Blue Reflective 4" & 6"	RSPCC3610WON 36" 10# Wide Body Orange No Reflective	RSPCC3610WOR46 36" 10# Wide Body Orange Reflective 4" & 6"	RSPCC3612WOR46 36" 12# Wide Body Orange Reflective 4" & 6"	RSPCC3610WLR46 36" 10# Wide Body Lime Reflective 4" & 6"	RSPCC3610WLN 36" 10# Wide Body Lime No Reflective



Cone Bars provide an Instant Barrier in Seconds!!

RSPCCZCB6OW - Orange/White
RSPCCZCB6YB - Yellow/Black




- ◆ Use on Cones and Knob-top Delineators
- ◆ Extends from 3.8'-6'
- ◆ Ultra lightweight - 1.35 lbs.
- ◆ Engineer Grade Reflective
- ◆ Made from ABS Plastic and are reusable

LoPro Airport Barricades • Barricade Sheeting Rolls

LoPro Airport Barricades

- ◆ A Low-profile, 8' long x 10" high, interlocking barricade system used to close taxiways, runways, and delineate construction areas.
- ◆ Durable construction, connectors are molded into the barricade, no pins to lose
- ◆ Accepts two styles of warning lights and has (2) two flag mounts.
- ◆ Stackable for transportation and storage
- ◆ FAA Advisory Circular No. 150/5370-2F compliant



- ◆ 50 Yard Rolls
- ◆ Engineer Grade (E) in 6" or 8" widths
- ◆ High Intensity Prismatic (H) in 8" wide
- ◆ Diamond Grade Cube (3) in 7.75" wide
- ◆ Specify 4" (4) or 6" (6) stripe and right (R) or left (L) slant where appropriate



Specifications	Standard	Additional Options Available
Color	Orange	Custom Colors with minimum purchase
Reflective Area	72" x 6"	NONE
Stripe Size	6"	NONE
Reflectivity	HIP	DG -or- NO Reflective Sheeting
Weight	25 lbs	Fill with water, up to 220 lbs (26 gallons)

50 Yard Roll Part #	Width & Type	Stripe Width	Colors
RSHCN8117(L/R)60650	6" (E)	6"	O/W
RSHCN8117(L/R)40850	8" (E)	4"	O/W
RSH446(L/R)077550	7.75" (3)	6"	O/W
RSHCN8117(L/R)60850SC	8" (E)	6"	O/W
RSH3334(L/R)10850	8" (H)	4"	O/W
RSH3336(L/R)10850	8" (H)	6"	O/W
RSHCN8115(L/R)60850SC	8" (E)	6"	R/W
RSHCN515(L/R)60850	8" (H)	6"	R/W

RSPCC42PWOH46
Standard

Watchtower Cone



- ◆ 42" tall (46.25" with handle)
- ◆ Stack up to 20% more on your truck with new compact nesting design.
- ◆ Strong, ergonomic handle speeds placement on job, as it fits two hands which makes lifting with base easier. Also, it's easy to string caution tape through handles.
- ◆ Recessed area protects sheeting.
- ◆ Accepts same bases as our Navicade™ delineator which can reduce your base inventory. 10, 16, or 30 lb. recycled rubber bases available.
- ◆ Customize with your company name or logo
- ◆ MASH Passed, Meets MUTCD Standards

Specifications	Standard	Additional Options Available
Body Color	Orange	NONE
Stripe Width	1 each of 4" & 6" HIP	2 each 4" White & 4" Orange -or- 2 each 4" White
Stripe Color	White	Alternating Orange & White
Reflectivity	HIP	NONE -or- DG
Base	16 lbs Rubber	10 lbs. or 30 lbs.

RSPCTPO42D3
Standard



Open Top Delineator



- ◆ Quick and easy set-up
- ◆ Reflective Bands, 2 each - 3" or 4" wide
- ◆ Flange on bottom grabs base for tight fit, 5.375" diameter
- ◆ Post Diameter: 4"
- ◆ Recycled rubber bases: 8 lbs, 10 lbs, 12 lbs, and 18 lbs
- ◆ 2 Sizes: 42" H - weight 1.7 lbs
28" H - weight 1.1 lbs
- ◆ MASH Passed and Meets MUTCD Standards

Specifications	Standard	Additional Options Available
Height/Weight	42" / 1.7 lbs	28" / 1.1 lbs
Reflectivity	ENG	NONE -or- HIP -or- DG
Band (Stripe Width)	2 each - 3"	2 each - 4"
Base	8 lbs	10 lbs, 12 lbs, 18 lbs
Handle	NONE	Upgrade to the Knob-Top Delineator

Available Bases
RSPCTPZB(XX)
(08) 8 lbs | (10) 10 lbs
(12) 12 lbs | (18) 18 lbs



RSPCV08366ORE
Standard

Gemstone™ Vertical Panel

- ◆ Oversized handle with comfort grip
- ◆ Designed to withstand repeated impacts with minimal damage to vehicles or unit
- ◆ Recessed panel protects reflective sheeting, 8" W x 34" H, OR 8" W x 36" H
- ◆ Flashing light mounting receptacle
- ◆ Available in orange and white
- ◆ Solid recycled rubber bases with carrying handles come in two sizes: 20 lbs. and 30 lbs.
- ◆ Size: 15.4" W x 45" H | Weight: 4 lbs.
- ◆ MASH Passed and Meets MUTCD Standards



RSPCVZBASE20
20 lb. base



RSPCVZBASE30
30 lb. base



The handle is easy to grab even with the light attached



Sidewall design adds strength and durability

Specifications	Standard	Additional Options Available
Color	Orange	White
Reflective Area	8" x 36"	8" x 34"
Stripe Size	6" for 8" x 36"	6" for 8" x 34"
Reflectivity	ENG	HIP -or- DG
Base	20 lbs	30 lbs
Stencil	NONE	Name or Logo on Plastic Panel or Molded into Base



Available Bases
RSPCTJZB(XX)
(08) 8 lbs | (12) 12 lbs

Colored A-Top Delineators

RSPCTJA46HN(XX) Body Colors (XX): Black (BK) | Blue (BU) | Hunter Green (GR) | Lime (LI) | Orange (OR) | Red (RE) | White (WH) | Yellow (YE)

- ◆ The A-Top Delineator has replaced the discontinued Dome-Top.
- ◆ Perfect for hotels, schools, churches, parking lots, valet parking and more! Beautiful rich color options make the uses for these delineators endless.
- ◆ New arch design for easy setup and take down. When used in conjunction with the JBC Cone Bar or the JBC Cobra Chain, you can create a barrier in seconds.
- ◆ Made of a special LDPE formula, these Delineators are strong where you need them to be and flexible enough to bounce back from tough impacts. Tubes have UV stabilizers to ensure they hold their color in the harshest conditions with recessed area to protect 3M Prismatic Reflective Sheeting. Strong consistent lip at base to ensure snug fit with the base.
- ◆ Recycled rubber bases: 8 lbs or 12 lbs, SOLD separately.
- ◆ Bases are re-vulcanized rubber and have a nice clean look.

Specifications	Quick SHIP	Additional Options Available
Height	46"	46"
Reflectivity	HIP	NONE -or- ENG -or- DG
Band (Stripe Width)	2 Each - 3"	NONE
Rubber Base	8 lbs	12 lbs
Color	Black and Lime	Red, Yellow, Blue, White, Hunter Green, Orange

Barrier Tapes



RSP710(X)



- ◆ 3 mil : 3" x 1000' poly barrier tape provides warning of temporary safety hazard
- ◆ Economical, strong, and disposable
- ◆ Legends (X):
(A) Caution Caution
(B) Police Line Do Not Cross
(F) Caution Do Not Enter
- ◆ Other sizes and legends available

Channelizers



Knob-Top 4" Delineator

- ◆ Height 45" x Width 4"
- ◆ Knob Top for easy handling
- ◆ Accepts cone bars
- ◆ Caution tape wraps around knob
- ◆ Support rings around reflective bands for added tape protection
- ◆ Made from low density polyethylene Fluorescent Orange plastic
- ◆ 8 lb. base is standard and included in price, other sizes available upon request.



RSPCTJK42H08



Channelizer Cone

- ◆ Plasticade Navicade Brand
- ◆ High Density Polyethylene
- ◆ 4 - 6" Tall High Intensity Orange and White Reflective stripes
- ◆ 3 lbs. / 49.25" H x 7.6" W
- ◆ 16 lb. Recycled rubber base included in 6" HIP version.
- ◆ Unique handle is easy to grab even with flashing light or sign attached
- ◆ Stackable with or without base for easy transportation or storage
- ◆ Molded-in holes for mounting lights and signs
- ◆ MASH Passed and meets MUTCD Standards



30 lb. base (below)

RSPCC42NH4616
16 lb. base

Specifications	Standard	Additional Options Available
Stripe Width	4 Each - 6"	4 Each - 4" -or- 1 Each - 4" and 6"
Reflectivity	HIP	DG -or- DG/HIP Combo -or- ENG
Base	16 lbs.	30 lbs.
Stencil	NONE	Name or Logo Molded into Base



Channelizer Commander™ Traffic Drums



New Power Dome Handle:
gentle slope of dome merges with handle

New Light Mounting Design: light easily turns for stacking



New Tire Locking Ring Design:
Inhibits movement of drum on road surface; textured skirt increases friction and grabs tire; anti-roll design, flat sections on two sides

RSPCD100HI46
RSPCD100ZBTIRE - 25lbs

- ◆ Available in High and Low Density Polyethylene
- ◆ Five Tier Design with (2) 6" Tall Orange and (2) 6" Tall White High Intensity Reflective Stripes
- ◆ 8 lbs. | 39.7" H x 23.5" W
- ◆ MASH Passed and meets MUTCD Standards

Specifications	Standard	Additional Options Available
Stripe Width	(2) 6" Orange (2) 6" White	(2) 4" Orange (2) 4" White
Reflectivity	HIP	DG -or- ENG
Density	HIGH	LOW
Base	25# Recycled Rubber Tire Ring	Also available in version compatible with Snap On Rubber Base
Stencil	NONE	Molded in Name or Logo



Type I & II Barricades



TYPE I - Standard
RSPB1PMPC1WHE0806



TYPE II - Standard
RSPB1PMPC2WHE0808

Combocade™ Type I and Type II Barricade

- ◆ Steel leg barricade with your choice of plastic or plywood boards
- ◆ Boards and legs can be replaced, legs can be repaired
- ◆ 45" steel legs, 14 gauge thickness, galvanized - white powder coated finish available by special order
- ◆ Plastic boards are strong and dense, will not bend, warp, crack, splinter, or peel
- ◆ Bolt holes are molded into the plastic boards
- ◆ Dimensions: 24.4" W x 42.6" H | Board Sizes Available: 8" x 24" and 12" x 24"
- ◆ MASH Passed and meets MUTCD Standards

50% STRONGER PLASTIC BOARDS



Purchase barricades fully assembled or as component parts.


Names can be stenciled on blank panels for identification.

Leg hinge hole accepts 1/2" light mounting bolt



Specifications	Standard	Additional Options Available
Reflectivity	ENG	HIP -or- DG
Reflective Area Type I Barricade	8" x 24" Top Panel	12" x 24" Top Panel
Reflective Area Type II Barricade	8" x 24" Top Panel 8" x 24" Bottom Panel	12" x 24" Top Panel 8" x 24" Bottom Panel
Usage	Type I or Type II Barricade	Safety Signage
Stencil	NONE	Recommended for Type I Only
Purchase Option	Complete Barricade	Replacement Parts

Econocade® Type I and Type II Barricade



The Econocade Barricade can be purchased in a variety of colors.



RSPB1PPPE2WHH0808
TYPE II

- ◆ One piece solid construction
- ◆ Size: 24.4" x 42.6"
- ◆ Easy to handle, pack, and transport.
- ◆ Rust free and impact resistant.
- ◆ Bottom rail can carry a sand bag.
- ◆ Two flashing light receptacles
- ◆ White in Stock. Also available in Orange, Yellow, Red, Blue and Green.
- ◆ MASH Passed and meets MUTCD Standards



RSPB1PPPE1WHH08
TYPE I

Specifications	Standard	Additional Options Available
Body Color	White	500 Piece Minimum: Orange, Red, Yellow, Green or Blue
Reflectivity	HIP	ENG -or- DG
Reflective Area Type I Barricade	8" x 24" Top Panel	12" x 24" Top Panel
Reflective Area Type II Barricade	8" x 24" Top Panel 8" x 24" Bottom Panel	12" x 24" Top Panel 8" x 24" Bottom Panel
Usage	Type I or Type II Barricade	Safety Signage
Stencil	NONE	Recommended for Type I Only

Plasticade® Type I and Type II Barricade



RSPB1PPPL2WHH08
TYPE II

- ◆ Premium Plasticade Barricade
- ◆ Withstands repeated impacts
- ◆ Molded-in handles with mounting holes for attaching flashing lights
- ◆ "Click lock" hinges for a positive interlock in the open position
- ◆ Internal ballasting, up to 10 lbs. of sand
- ◆ Sandbag bar (for additional weight)
- ◆ White in Stock. Also available in Orange and Yellow.
- ◆ All grades of reflective sheeting available.
- ◆ Stacking lugs keep units from sliding when stacked
- ◆ MASH Passed and meets MUTCD Standards



RSPB1PPPL1WHH08
TYPE I



RSPB1PPPL2WHH12
TYPE II

Specifications	Standard	Additional Options Available
Body Color	White -or- Orange	Yellow
Reflectivity	HIP	ENG -or- DG
Reflective Area Type I Barricade	8" x 24" Top Panel	12" x 24" Top Panel
Reflective Area Type II Barricade	8" x 24" Top Panel 8" x 24" Bottom Panel	12" x 24" Top Panel 8" x 24" Bottom Panel
Usage	Type I or Type II Barricade	Sign Stand with Sign Sleeve Option -or- Safety Signage
Stencil	NONE	Recommended for Type I Only



Add a Sign Sleeve to use as a sign stand



Stenciling Available

Omni™ A-Frame Type I & II Barricades

- ◆ Choose 1 of 6 Top Selling, Quick Ship A-Frame Leg and Board Kits.
- ◆ Perfect for crowd control and road closures.
- ◆ Omni™ A-Frame Leg accepts Plasticade® 1" x 8" Barricade Boards as the standard option, as well as, I-Beam Boards.



Omni™ A-Frame Type I Barricade Kits

All kits contain (2) Omni™ A-Frame Legs and (1) 1" x 8" x 8' High Intensity Reflective Barricade Board

Reflective Sides	Stripe Direction	TYPE I KIT CODES
Double-Sided	Left/Right	RSPBAPABK10996HD
Single-Sided	Left	RSPBAPABK10996HL
Single-Sided	Right	RSPBAPABK10996HR



Omni™ A-Frame Type II Barricade Kits


All kits contain (2) Omni™ A-Frame Legs and (2) 1" x 8" x 8' High Intensity Reflective Barricade Boards

Reflective Sides	Stripe Direction	TYPE II KIT CODES
Double-Sided	Left/Right	RSPBAPABK20996HD
Single-Sided	Left	RSPBAPABK20996HL
Single-Sided	Right	RSPBAPABK20996HR

Omni™ A-Frame Leg CODE: RSPBAPA200 Leg Sold Individually

Build a Custom Kit with Omni A-Frame Legs and 1" x 8" Barricade Boards of your choice, see page 83.

Reflective barricade boards using your town, school or team colors, available by custom order.



- ◆ Omni™ A-Frame legs are 20% heavier than the Plasticade® A-Frame barricade leg with a solid wall design.
- ◆ Omni™ A-Frame legs have stacking lugs for easy transportation and storage and a flashing light mounting receptacle.
- ◆ I-Beam Type I and II Barricade Kits are also available at www.cpcsigns.com



Type III Barricades

Telespar® Welded Riser Breakaway System Kits



Breakaway Kit #1 (shown)
Breakaway Kit #2 (same design but includes Quick Release Pins)

Kit #1 Welded Riser Design



- ◆ **Kit Code: RSPB3ZBUS1**
- ◆ (2) Two - 5' Telespar® Feet with 6" Welded Risers
- ◆ (2) Two - 5' Telespar® Uprights
- ◆ (1) One - Hardware Kit - Board to Square Post Upright

Kit #2 Welded Riser Design with Quick Release Pins



- ◆ **Kit Code: RSPB3ZBUS1QR**
- ◆ (2) Two - 5' Telespar® Feet with 6" Welded Risers
- ◆ (2) Two - 5' Telespar® Uprights
- ◆ (1) One - Hardware Kit - Board to Square Post Upright
- ◆ (2) Quick Release Pins

- ◆ **Breakaway System Kits** allow quick removal of uprights from feet or bases for short term or permanent placement. **Barricade Boards**, Sold Separately on page 83.
- ◆ These kits are easy to assemble and replace parts, if necessary.
- ◆ The **Telespar® Square Posts** shape provides superior wind load capabilities and inhibits warping. Galvanized, hot rolled high carbon steel. Pre-punched mounting 7/16" holes. Upright accepts a flashing barricade light.

Volcano Rubber Base Breakaway System Kits



S
STANDARD

Quick SHIP

- ◆ **Breakaway System Kits** allow quick removal of uprights from feet or bases for short term or permanent placement. **Barricade Boards**, Sold Separately on page 83.
- ◆ These kits are easy to assemble and replace parts, if necessary.
- ◆ The **Telespar® Square Posts** shape provides superior wind load capabilities and inhibits warping. Galvanized, hot rolled high carbon steel. Pre-punched mounting 7/16" holes. Upright accepts a flashing barricade light.
- ◆ **Volcano Bases** are a durable, thick recycled rubber base with steel insert for square post attachment.
- ◆ **Power Posts** are lightweight and impact resistant square plastic posts that will never rust. Posts have universal pre-drilled mounting holes for Type III boards and flashing barricade lights.

MASH PASSED

Quick SHIP



Kit #3 Volcano Base & Telespar® Posts

- ◆ **Kit Code: RSPB3ZBUS2S**
- ◆ (2) Two - Volcano Bases
- ◆ (2) Two - 5' Telespar® Uprights
- ◆ (1) One - Hardware Kit - Board to Square Post Upright
- ◆ (2) Quick Release Pins

Kit #4 Volcano Base & Power Posts

- ◆ **Kit Code: RSPB3ZBUS2P**
- ◆ (2) Two - Volcano Bases
- ◆ (2) Two - 5' 3" Power Post® Uprights
- ◆ (1) One - Hardware Kit - Board to Square Post Upright
- ◆ (2) Quick Release Pins

Plasticade® Breakaway

- ◆ Collapsible, lies flat for storage and transport
- ◆ Available with 5 board lengths: 1" x 8" boards, 4', 6', 8', 10' or 12' long
- ◆ Easier to transport, install, and store than wood or steel Type III Barricades
- ◆ Accepts two flashing lights
- ◆ Boards are available sheeted (one or both sides) or unsheeted
- ◆ Barricades are sold in kits with hardware included or as component parts
- ◆ MASH Passed and meets MUTCD Standards



LaneGard 3® Folding Type III Barricade

MASH PASSED

- ◆ **PRODUCT ID: RSPBPSS3KLG(XXX)OH(L/R/D)**
- ◆ **Centerboard Lengths: (048) 48" | (072) 72" | (096) 96"**



- ◆ **Stripes:**
(L) Left-Single Faced
(R) Right-Single Faced
(D) Left/Right-Double Faced
- ◆ **Weight:** 17 lbs. assembled, without centerboards.
- ◆ **Frame Size:** 46" x 48" x 64" tall when deployed.
- ◆ Made from engineered plastic with UV inhibitors.
- ◆ Anti-Skid Feet, two per cross-bar.

Type III Barricade Components

Components & Accessories



Angle Iron/ Telespar® Kits

The below components are also available as Kits. Kits include three barricade boards of your choice plus all the hardware needed for assembly.



Angle Iron Uprights with Angle Iron Feet
RSPB3ZBUZAIU(L/R)
1 (L) Left and 1 (R) Right Angle Iron Upright required per barricade



Telespar® Uprights with **Angle Iron Feet**
RSPB3ZBUZAIIF



Telespar Foot 2"
14 Gauge w/6" Riser
RSPB3ZBUZTF



Plasticade Volcano Rubber Base
for 1.75" square post
RSPB3ZBUZRV




Plasticade Power Posts
RSPB3ZBUZPPU
63" H | 1.75" tube

Telespar® Uprights
RSPB3ZBUZTU60
60" H | 1.75" tube | 14 Gauge

Barricade Tape, see page 78.

Crossmember Stabilizer Bar
1.75"/14 gauge
for 8' Type III
RSPB3ZBUZTC70



T-Bracket
RSPB3ZBUZTCHTB

Hardware Kit
for T-Bracket and Crossmember
RSPB3ZBUZTCHTBH



Quick Release Pin - 2"
RSPB3ZBUZTFHQRP2



Board to Square Post Upright **Hardware Kit**
RSPB3ZBUZSPUH



SCAN QR codes with Smart Phone camera to view Stripes videos.

About Stripes



"LEFT" Stripes begin at the upper left side and slope downward to the lower right.



Orange - Temporary Traffic Control
Red - STOP or Prohibition (Permanent)



"RIGHT" Stripes begin at the upper right side and slope downward to the lower left.



- ◆ RSPB3Z(XXX)S(X)M(S/D)(L/R)(OW/RW)6
- ◆ 1" thick x 8" wide plastic boards: extruded hollow core with internal walls for strength and durability.
- ◆ **Length (XXX):** (048) 4' | (072) 6' | (096) 8' | (120) 10' | (144) 12'
- ◆ **Sheeting (X):** (H) High Intensity
(E) Engineer Grade
(D) Diamond Grade Sheeting
- ◆ **Sides (S/D):** (S) Single or (D) Double
- ◆ **Stripe Direction (L/R):** Right (R) or Left (L) or omit if (D) Double-Sided
- ◆ **Colors (OW/RW):** (OW) Orange/White
(RW) Red/White - not available in Diamond Grade

Sold separately from Breakaway Kits #1-4



TOP SELLER		Barricade Board		Quick SHIP
Length	8' (96")			
Reflective Sides	1 - Single Sided			
Reflectivity	HIP			
Stripe Direction	6" Left or Right Stripe			
Stripe Color	Orange & White			
Stencil	NONE			

Color Matched Pedestrian and Crowd Control Boards



- ◆ Reflective barricade boards using your town, school or team colors, available by custom order.
- ◆ Examples of color combinations shown. Request your specific colors when ordering.
- ◆ Barricade components including feet, bases, uprights and hardware, sold separately from barricade boards.



0 DAYS

Construction Work Zone Signs



CWZ Signs can be ordered with
 500 ft (05)
 1000 ft (10)
 1500 ft (15)
 1/2 mile (5M)
 1 mile (1M)
 Ahead (AH)
 ___00 FT (F)
 (Blank Space) (B)
 Example:
 S4848W202(AH)(X)AC

Huge Selection*
IN STOCK
READY TO
SHIP SIGNS



S3030W202(XX)(X)AC
 S3636W202(XX)(X)AC
 S4848W202(XX)(X)AC



S3030W203(XX)(X)AC
 S3636W203(XX)(X)AC
 S4848W203(XX)(X)AC



S3030W204(XX)(X)AC
 S3636W204(XX)(X)AC
 S4848W204(XX)(X)AC



S3030W205L(XX)(X)AC
 S3636W205L(XX)(X)AC
 S4848W205L(XX)(X)AC



S3030W205R(XX)(X)AC
 S3636W205R(XX)(X)AC
 S4848W205R(XX)(X)AC



S3030W213(XX)(X)AC
 S3636W213(XX)(X)AC
 S4848W213(XX)(X)AC



S3030W201(XX)(X)AC
 S3636W201(XX)(X)AC
 S4848W201(XX)(X)AC



S3030W217(XX)(X)AC
 S3636W217(XX)(X)AC
 S4848W217(XX)(X)AC



S3030W205AL(XX)(X)AC
 S3636W205AL(XX)(X)AC
 S4848W205AL(XX)(X)AC



S3030W205AR(XX)(X)AC
 S3636W205AR(XX)(X)AC
 S4848W205AR(XX)(X)AC



S3030W215BL(XX)(X)AC
 S3636W215BL(XX)(X)AC
 S4848W215BL(XX)(X)AC



S3030W215BR(XX)(X)AC
 S3636W215BR(XX)(X)AC
 S4848W215BR(XX)(X)AC

*Call customer service for current availability. 48" Signs Must Ship Truck Line.

CONSTRUCTION WORK ZONE



Reverse Curve Left
 S4848W14L(X)AC



Reverse Curve Right
 S4848W14R(X)AC



Merge Left
 S4848W41L(D)AC



Merge Right
 S4848W41R(D)AC



Lane Reduction Left
 S4848W42L(X)AC



Lane Reduction Double
 S4848W42D(X)AC



Lane Reduction Right
 S4848W42R(X)AC



S4836W143(X)AC



Flagger Symbol
 S3030W207(X)AC
 S3636W207(X)AC
 S4848W207(X)AC



SLSZNONW207B4848(X)AC



S3030W34(X)AC
 S3636W34(X)AC
 S4848W34(X)AC



Men Working Symbol
 S3030W211(X)AC
 S3636W211(X)AC
 S4848W211(X)AC



S3030W811(X)AC
 S3636W811(X)AC
 S4848W811(X)AC



S3030W812(X)AC
 S3636W812(X)AC
 S4848W812(X)AC



S3030W93(X)AC
 S3636W93(X)AC
 S4848W93(X)AC



S3030W215(X)AC
 S3636W215(X)AC
 S4848W215(X)AC



S2424W211B(X)AC
 S3030W211B(X)AC
 S3636W211B(X)AC
 S4848W211B(X)AC



S3030W211C(X)AC
 S3636W211C(X)AC
 S4848W211C(X)AC



S3030W212(X)AC
 S3636W212(X)AC
 S4848W212(X)AC



S3030W212T(X)AC
 S3636W212T(X)AC
 S4848W212T(X)AC



S3030W215AL(X)AC
 S3636W215AL(X)AC
 S4848W215AL(X)AC



S3030W215AR(X)AC
 S3636W215AR(X)AC
 S4848W215AR(X)AC



S3030W216(X)AC
 S3636W216(X)AC
 S4848W216(X)AC




S3030W221(X)AC
 S3636W221(X)AC
 S4848W221(X)AC



S3030W241(L)(X)AC
 S3636W241(L)(X)AC
 S4848W241(L)(X)AC



S3030W241A(R)(X)AC
 S3636W241A(R)(X)AC
 S4848W241A(R)(X)AC



S3030W241B(R)(X)AC
 S3636W241B(R)(X)AC
 S4848W241B(R)(X)AC



S1818W131P10(X)AC
 S2424W131P10(X)AC



S1818W131P15(X)AC
 S2424W131P15(X)AC



S1818W131P20(X)AC
 S2424W131P20(X)AC



S1818W131P25(X)AC
 S2424W131P25(X)AC



S1818W131P30(X)AC
 S2424W131P30(X)AC



S1818W131P35(X)AC
 S2424W131P35(X)AC



S1818W131P40(X)AC
 S2424W131P40(X)AC



S1818W131P45(X)AC
 S2424W131P45(X)AC

Replacement Requirements*

0 DAYS Work Zone signs should only be used in "new" or "like new" condition and replaced immediately if missing, damaged or deteriorated. While they are temporary signs, condition is extremely critical because travel through work zones can be hazardous with unexpected or unusual conditions.

*Maintenance of Signs and Sign Support: FHWA-SA-09-025

Are Your Signs Bright Enough?

All Ground Mounted Warning Signs MUST be Type II Reflective or better. All Roll-Up Signs used at night MUST be retro-reflective. To stay in compliance with the MUTCD, we recommend using:

3M Fluorescent Orange VIP or Orange HIP for all Work Zone Signs for the best overall value and warranty included.

Fluorescent Orange VIP

Orange HIP





"Crashworthy" Barricade Signs

0 DAYS

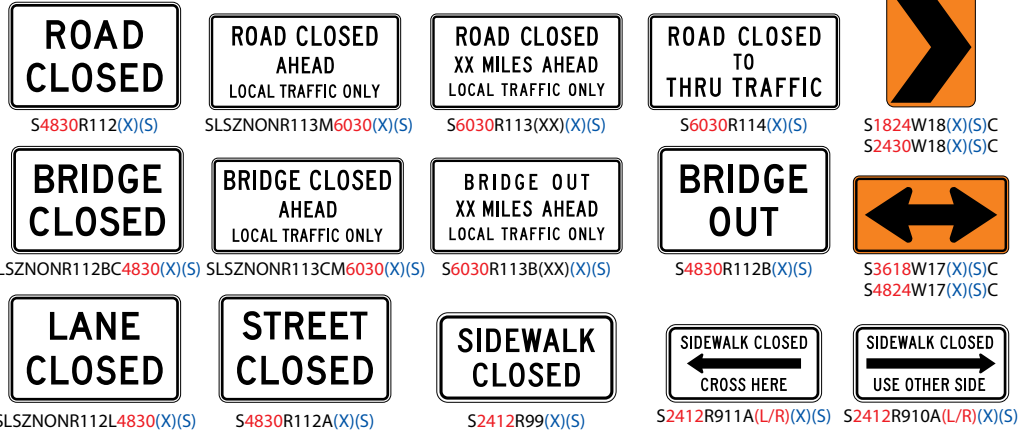
Substrates (S):

- (M3) ACM (radius corners & holes)
- (A) .080" Aluminum (radius corners & holes)
- (C04) 4MM Coroplast (straight corners)
- (C10) 10MM Coroplast (straight corners)

3M[®] Reflective Sheeting (X):

- (3) DG3 Diamond Grade Cubed
- (D) VIP Diamond Grade
- (H) High Intensity Prismatic

- ◆ ACM and Coroplast Signs are crashworthy when mounted on a Type III Barricade.
- ◆ Popular legends shown, available in all 4 substrates. Call customer service for custom legend signs (CLS).



S4818M410(L)(X)(S)C



S2412M48(X)(S)C



S3618G201B(X)(S)C
S4824G201B(X)(S)C
*Specify miles



S3024M49B(X)(S)C



S3024M49U(X)(S)C



S2418M48A(X)(S)C



S4824W16(X)(S)C



S3618G202(X)(S)C
S4824G202(X)(S)C



S2412M48B(X)(S)C

ACM Sheets



- ◆ 3MM Aluminum Composite Material (ACM) is made of two sheets of .021 Aluminum bonded to a thermoplastic core.
 - ◆ ACM's flat rigid surface and weather resistance ensures long-term performance and durability.
 - ◆ ACM is lightweight at only .8 lbs per sq ft
- RBACM3MM4896WHAL - 48" x 96"

Temporary CWZ Roll-Up Signs

0 DAYS

Standard Roll-Up Sign Ribs SOLD Separately. A large variety of standard MUTCD legends via drop ship directly from the manufacturer thru trusted and reliable business partnerships.

Choose Sign Options: RMS(XX)(LEGEND)(L/R)(D)(M)

- ◆ **Size (XX):** (36) 36" | (48) 48"
- ◆ **Legend:** Include Left or Right (L/R) or Distances (D) : as required:
 - 500 ft (05) • 1000 ft (10) • 1500 ft (15) • 1/2 mile (5M) • 1 mile (1M) • Ahead (AH)
- ◆ **Sign Types and Material (M):**
 - (D) 3M Diamond Grade | Standard Vinyl Pockets | Ribs Sold Separately
 - (H) 3M High Intensity | Standard Vinyl Pockets | Ribs Sold Separately
 - (N) Econo Mesh Non Reflective | Standard Vinyl Pockets | Ribs Sold Separately
 - (CSD) Marathon Diamond Grade | Compact Wrap & Roll System
 - (CSH) Super Brite High Intensity | Compact Wrap & Roll System

◆ **Compact Wrap & Roll Signs** are part of a Premium Space Saving System that come pre-installed with hinged, integrated cross bracing to work in conjunction with the **MDI Compact Sign Stand-RPOTTCS23612DLK** and a **Carrying Case** to hold one collapsed Sign and the Stand. The sign is already latched into the stand allowing deployment in mere seconds!

◆ Call Customer Service for more info.

Premium Compact Wrap & Roll Shown Below

Standard Roll-Up Sign Ribs SOLD Separately.
Heavy Duty Ribs available upon request.

RMSR(36/48) (36) 36" or (48) 48" Roll-Up Sign Ribs



2026 | Catalog#19

LEGEND	
W34	Be Prepared To Stop
W221	Blasting Zone
W202AH	Detour Ahead
W207AAH	Flagger Ahead
W207	Flagger Ahead Symbol
W207BAH	Flagman Ahead
W42(L/R)	(Left/Right) Lane Ends Merge Symbol
W205(L/R)(D)	(Left/Right) Lane Closed (Distance)
W211D	Litter Crew Ahead
W211B	Men Working
W211C	Mowers Ahead
W204AH	One Lane Road Ahead
W201(D)	Road Work (Distance)
W203	Road Closed
W203AH	Road Closed Ahead
W213AH	Road Machinery Ahead
SWC	Sheriff's Work Crew
W216AH	Survey Crew Ahead
W214TAH	Tree Work Ahead
W414	Trucks Entering Highway
W217(D)	Utility Work (Distance)
W211AAH	Workers Ahead
W218AH	Work Area Ahead
W211	Workers Symbol



CONSTRUCTION WORK ZONE





Partially Finished Fluorescent Orange Diamond Grade Signs

CONSTRUCTION WORK ZONE



Border Blank
S3636BOBKOR(D)ACD
S4848BOBKOR(D)ACD

Complete the partially finished signs in your sign shop by adding standard or custom legend signs (CLS) or number in blank space, as appropriate.



7" D Series
S4848W201F(D)AC



S1818W131PB(D)AC
S2424W131PB(D)AC
S3030W131PB(D)AC



S3618G201B(D)AC
S4824G201B(D)AC



S4848W92B(D)AC



Double Faced
SPLW205RL36(D)AC
SPLW205RL48(D)AC

- ◆ Use Left/Right Double Faced plaque in blank space to complete Lane Legends.
- ◆ **For use on Base Sign Size:**
(36) 16" x 6" for use on 36" Sign
(48) 20" x 7" for use on 48" Sign
- ◆ Plaques have no holes or corner radius.



S3636W205BB(D)AC
S4848W205BB(D)AC



S3636W205BAH(D)AC
S4848W205BAH(D)AC



S3636W205B05(D)AC
S4848W205B05(D)AC



S3636W205B15(D)AC
S4848W205B15(D)AC



S3636W205B10(D)AC
S4848W205B10(D)AC



S3636W205B5M(D)AC
S4848W205B5M(D)AC



S3636W205B1M(D)AC
S4848W205B1M(D)AC



Double Pavement Transition
S3636W42D(D)AC
S4848W42D(D)AC

Use the Straight Line Plaque with the Double Pavement Transition sign to create 3 options in pavement transitions; left lane, right lane and double lane transitions.



Straight Line Plaque
SPLW42DO36(D)AC
SPLW42DO48(D)AC



48" x 16" Plaque for 48" x 60" Speed Limit Sign BA080(D)OR4816BM
More sizes available, see page 15

Interchangeable Overlay Plaques for Base Signs

Interchangeable Overlay Plaques give the ability to change the message of MUTCD Legends W20-1, W20-3 & W21-7.

Interchangeable Overlay Plaques

ROAD
STREET
UTILITY

Line 1

WORK
CLOSED

Line 2

AHEAD
500 FT
1000 FT
1500 FT
1/2 MILE

Line 3

- ◆ **PRODUCT ID:** SPLW201(XX)(L)(S/D)(X)AC
- ◆ **For use on Base Sign Size (XX):** (36) 36" x 36" | (48) 48" x 48"
- ◆ **Line (L):** (1) ROAD, STREET, UTILITY
(2) WORK, CLOSED | (3) AHEAD, 500 FT, 1000FT, 1500FT, 1/2 MILE
- ◆ **Sides (S/D):** (S) Single-Faced | (D) Double-Faced
- ◆ **Reflective Sheeting (X):** (D) VIP Diamond Grade ^{TOP} **TOP SELLER**
(3) DG3 Diamond Grade Cubed | (H) High Intensity Prismatic
- ◆ **Substrate:** .080" Aluminum
- ◆ Plaques have no holes or corner radius.

Base Signs



W20-1AH



W20-3AH



W21-7AH

- ◆ **PRODUCT ID:** S(XXXX)(L)(X)AC
- ◆ **Base Sign Size (XXXX):** (3636) 36" x 36" | (4848) 48" x 48"
- ◆ **Legend (L):** (W201AH) ROAD WORK AHEAD
(W203AH) ROAD CLOSED AHEAD | (W217AH) UTILITY WORK AHEAD
- ◆ **Reflective Sheeting (X):** (D) VIP Diamond Grade ^{TOP} **TOP SELLER**
(3) DG3 Diamond Grade Cubed | (H) High Intensity Prismatic
- ◆ **Substrate:** .080" Aluminum
- ◆ **Standard Specifications:** Punched and Radiused to meet MUTCD standards.
36" x 36" Signs: (2) 3/8" holes punched at top and bottom for 1 post mount.
48" x 48" Signs: (4) 3/8" holes punched at top and bottom for 2 post mount.



Gemstone Vertical Panel Messaging Systems

- ◆ **Body Colors:** Orange, White or Black
- ◆ **Body Size:** 15.4" W x 45" H
- ◆ **Weight:** 4 lbs.
- ◆ **Sign Legend:** We can turn any standard or special legend sign into a vertical panel message system or customize your message with the help of our skilled art department.
- ◆ **Sign Size:** 8" wide x 36" high sign fits into recessed panel on body.
- ◆ Oversized handle with comfort grip.
- ◆ Flashing light mounting receptacle. Lights, Sold Separately.
- ◆ **Compatibility:** For use with Gemstone Vertical Panel Bases, Sold Separately.
- ◆ **BASE PRODUCT ID:** RSPCVZBASE(XX)
- ◆ **Weight/Size (XX):**
 (20) 20 lbs. | 20.25" x 20.25"
 (30) 30 lbs. | 20.25" x 28.25"
- ◆ Solid recycled rubber bases with carrying handles.



Examples of some of the many sign legend options:



Systems are ideal for social distancing guidance, restaurants, retail stores, parking lots, schools, churches, or business applications.

Plasticade Safety Signage

Easy-Fold Sandwich Boards are a great option for Temporary Traffic Control when ease of use and portability are a must.

- ◆ Choose from 3 sizes and 3 body colors: White, Yellow or Orange
- ◆ 51 Standard Legends; *Custom Legend Signs (CLS)* also available.
- ◆ Hassle-free, guaranteed, professional application available on legends.
- ◆ Available as a blank, single or double sided.
- ◆ **Sheeting:** (H) High Intensity or (3) Diamond Grade Cubed or (E) Engineer Grade Prismatic
- ◆ **School Zone Sheeting:** Flo-Yellow Green Diamond Grade Cubed (3)
- ◆ May be internally ballasted with sand.



Narrowcade®

Holds signs 12"W x 24"H
 Dimensions: 45"H x 13"W
 Item #C165 Weight: 11 lbs.

Minicade®

Holds signs 12"W x 24"H
 Dimensions: 36"H x 13"W
 Item C155 Weight: 10 lbs.

Signicade®

Holds signs 24"W x 36"H
 Dimensions: 45"H x 25"W
 Item C130 Weight: 18 lbs.

Specifications	Standard	Additional Options Available
Colors	White	Orange or Yellow
Reflectivity	HIP	3
Usage	Barricade and Vertical Panel	Safety Signage

C130 -or- C155 -or- C165 ▼ STAND OPTION	(X1) ↓ LEGEND SIDE 1	(X2) ↓ LEGEND SIDE 2	H -or- E -or- 3 ▼ REFLECTIVE OPTION
-----------------------------------------------------------	----------------------------	----------------------------	-------------------------------------------------------

CODE	LEGEND/COLOR SCHEME	CODE	LEGEND/COLOR SCHEME	CODE	LEGEND/COLOR SCHEME	CODE	LEGEND/COLOR SCHEME
1005	10 MPH	1049	EXIT →	1102	PARKING LOT CLOSED	1162	STOP
1006	15 MPH	1016L	LEFT ARROW	1104	PARKING LOT FULL	1164	STOP FOR PEDESTRIANS IN CROSSWALK
1007	20 MPH	1016R	RIGHT ARROW	1120	ROAD CLOSED	1170	STOP POLICE CHECK POINT
1133	SLOW - Vertical	1073	← KEEP LEFT	1080	LANE CLOSED	1142	SLOW POLICE CHECK POINT AHEAD
1443	SLOW - Horizontal	1074	KEEP RIGHT →	1092	NO LEFT TURN	1177	STOP SOBRIETY CHECK POINT
1465	SLOW WORK ZONE AHEAD	1043	← DETOUR	1095	NO RIGHT TURN	1150	SLOW SOBRIETY CHECK
1147	SLOW SCHOOL ZONE AHEAD	1044	DETOUR →	1084	MEN WORKING	1148	SLOW SHERIFF CHECKPOINT
9278	SCHOOL CROSSING	1046	DO NOT ENTER	1086	MOWING AHEAD	1134	SLOW ACCIDENT AHEAD
1126	SCHOOL ZONE 10 MPH	1061	FUNERAL NO PARKING	1180	SURVEY CREW AHEAD	1136	SLOW EMERGENCY AHEAD
1127	SCHOOL ZONE 15 MPH	1093	NO PARKING	1190	TREE WORK AHEAD	1140	SLOW PEDESTRIAN CROSSING
1128	SCHOOL ZONE 20 MPH	1098	← PARKING	1191	UTILITY WORK AHEAD	1200	LEFT BARRICADE
1091	← NO EXIT	1099	PARKING →	1196	FLAGMEN AHEAD	1210	RIGHT BARRICADE
1048	EXIT	1100	↑ PARKING	1198	RESERVED		

CONSTRUCTION WORK ZONE



Barriers & Barricades



Strongwall ADA Pedestrian Barricade



Use Strongwall to create ADA compliant walkway



- ◆ MASH Passed, meets or exceeds ADA Guidelines and MUTCD Standards, no trip hazard for pedestrians
- ◆ Linking sections fit together securely
- ◆ Top Wall - rugged polyethylene
- ◆ Bottom Base - 43 lbs. self weighted black base with carry handle. Stable in windy conditions, no sandbags needed!
- ◆ Modular system can be shaped to any layout and is quick and easy to install
- ◆ Anti-tamper linking system - difficult for unauthorized personnel to dismantle when linked
- ◆ Compact stacking lowers transport costs
- ◆ Available in orange or white with or without retro-reflective sheeting.



Single Section w/Base
43" L x 15.5" w x 38" H
Weight: 51 lbs.



RSPCWSZB
Base Dimensions
40.4" L x 15.5" W x 12" H

RSPCWSAW



ADA Compliant

Sheeting Area: 6" x 30" on both sides

Specifications	Standard	Additional Options Available
Color	Orange	White -or- Alternating Orange & White
Reflective Sides	2	1 on pedestrian side -or- 1 on outside
Reflectivity	NONE	HIP -or- ENG
Use of water or sand bags for stabilization	NONE: the base design eliminates the need	Fillable with up to 33 lbs of water

Sheeting Area
48" x 8" on both sides



Plasticade Water Filled Barricade System

- ◆ Durable construction, impact resistant.
- ◆ Conforms to any roadway design, can turn 90 degrees - linked units secured with connector pin - quick assembly and breakdown.
- ◆ Lightweight - no heavy machinery needed for installation
- ◆ Stackable for transport and storage
- ◆ Can be moved while filled with water
- ◆ Accepts standard warning lights
- ◆ Accepts optional fence panels 54" W fencing with 8' H - 3" diameter posts
- ◆ MASH Passed and meets MUTCD Standards
- ◆ Uses: Block off Work Zone Areas from workers and public; Provides visual pathway for vehicles and pedestrians; Perimeter security; Crowd Control



RSPCWSPTL2ORH Orange
RSPCWSPTL2WHH White
Single Section
60" L x 36" H | Weight Empty: 50 lbs. | Weight Filled: 683 lbs.

Specifications	Standard	Additional Options Available
Color	Orange or White	NONE
Reflective Sides	2	No Reflective
Reflectivity	HIP	NONE -or- ENG
Use of water or sand bags for stabilization	NONE	Fillable with sand or up to 72 gallons of water

Crowdcade Control Barrier

Sheeting Area 5.5" x 51" on both sides

- ◆ Linking bracket accommodates various configurations - units pivot on bracket and adjust to uneven ground
- ◆ Easy stacking, no tangling of feet that rotate flat for stacking
- ◆ Panels on both sides for retro-reflective sheeting
- ◆ Holes for signs to be affixed
- ◆ Sturdy, durable - thick, double wall panel



Single Section w/Feet
74" L x 39.5" H Weight: 32 lbs.
RSPCPCOR6 - Orange
RSPCPCWH6 - White



Safegate Manhole Guard



RSPCPCBSGMG

Single Unit
29.5" L x 39.4" H
Weight: 4.4 lbs.

- ◆ Ideal for Utility Work
- ◆ Non-conductive (dielectric), no metal used
- ◆ Great for protecting any area requiring temporary restriction of access
- ◆ Hinged clips make it easy to configure sections into rectangles of various sizes - locking clamp to be used for straight sections
- ◆ Folds up for storage and sets up quickly
- ◆ Carry handles for transport
- ◆ Longer life than metal, replacement sections available
- ◆ Available in yellow

Trench Covers & Curb Ramps

• Lighter than Steel • Stronger than Wood • Anti-Slip Surface • Deters Metal Thieves •



27" Trench Cover
47.2" L x 31.5" W
Weight: 26.5 lbs.



50" L x 38.5" W x 3" H
Weight: 13.2 lbs.



44.3" L x 44.3" W
Weight: 62 lbs.

Trench Covers - 27" or 35"

- ◆ Two sizes - designed to cover trenches up to 27" or 35".
- ◆ Takes the vehicle weight up to 4,410 lbs.
- ◆ Beveled edge prevents tripping
- ◆ Molded from a single piece of fiberglass composite - underside has ribbed framework for added strength
- ◆ Recommended bolting to road surface



35" Trench Cover
63" L x 47.2" W
Weight: 73 lbs.

SafeKerb Ramp

- ◆ Adapts to curb heights from 3" to 6.3"
- ◆ Withstands loads up to 553 lbs.
- ◆ Raised sides prevent vehicle run off
- ◆ Molded from high density polyethylene
- ◆ Stacks for transport and storage
- ◆ Bolt to road and walkway surface for added stability



Road Plate: 59" L x 19.7" W | Weight - 96.8 lbs.
End Section: 59" L x 19.7" W | Weight - 50.6 lbs.

Pedestrian Trench Cover

- ◆ Pedestrians Only - takes up to 553 lbs.
- ◆ Covers trenches up to 27.5"
- ◆ Smooth rubber edge greatly reduces tripping hazard
- ◆ Resists sliding, no need to bolt down - flexible material which grips the surface underneath

Road Plate

- ◆ Easy to install modular system with no special equipment needed, weighs 97 lbs. per section
- ◆ Tested to vehicle weights of 96,800 lbs - Single wheel load, 14,520 lbs.
- ◆ No rust or corrosion
- ◆ Long lasting polymer material
- ◆ No "rattle" from crossing vehicles
- ◆ Design slows traffic for increased safety
- ◆ Features "Drop Pins" that increase stability - pins protrude into trench preventing lateral movement of plate
- ◆ Steel linking brackets lock sections together
- ◆ End sections must be bolted to ground in order to lock unit into position
- ◆ Stacks securely for transportation and storage



Specifications		
Traffic Type	Vehicle & Pedestrian	Pedestrian Only
	27" Trench Cover 35" Trench Cover Road Plate	Ped Trench Cover SafeKerb Ramp
Trench Widths	Up to 27" Wide	Up to 35" Wide
	27" Trench Cover 35" Trench Cover Road Plate Ped Trench Cover	35" Trench Cover Road Plate
Vehicle Weight Limit	Up to 4,410 Lbs	Up to 14,520 lbs per wheel
	27" Trench Cover 35" Trench Cover Road Plate	Road Plate

CONSTRUCTION WORK ZONE

Safety Vests

Economy Safety Vest

ANSI/ISEA 107-2015 Class 2

RSAGV2EOSDVM(XX)N Orange
RSAGV2ELSDVM(XX)N Lime
Zipper Closure Vest with Reflective Striping.

RSAGV2EOSDZM(XX)N Orange
RSAGV2ELSDZM(XX)N Lime
Hook & Loop Closure Mesh Vest with Reflective Striping.

Specify Size (XX)
(L), (XL), (2X)



Two-Tone Safety Vests

ANSI/ISEA 107-2010 Class 2

RSAGV2SLSDZM(XX)N - Lime
RSAGV2SOSDZM(XX)N - Orange

Hook & Loop Closure, Reflective Striping, Contrasting Trim & 1 Upper Left Pocket and 1 Lower Right Inside Pocket.

Specify Size (XX)
(M) fits M, (L) fits L,
(XL) fits XL, (2X) fits 2XL



Premium Safety Vest

ANSI/ISEA 207-2006 Class 3/Type R

RSAGV35PBL5SZM(XX)N - Lime

5-Point Breakaway with Zipper Front Closure, Reflective Stripes, Contrasting Trim, 2 Upper Outside Pockets and 2 Lower Inside Pockets.

Specify Size (XX):
(ML) fits M-L,
(XL2X) fits XL-2XL
(3X5X) fits 3XL-5XL



2026 | Catalog#19

Work Zone Sign Stands

CONSTRUCTION WORK ZONE



30TRI Tri-pod Stand

RPOTTCE30TRI - Universal Brackets

NO Spring

- ◆ For use with 36" or 48" Roll-Up or Rigid Signs in no wind to low wind speed conditions on low volume, rural or 2-lane roads.
- ◆ 16 GA steel construction with a powder coat orange finish.
- ◆ Above Grade Clearance of 12".
- ◆ Folded Dimensions: 62" x 4.5" x 3"
- ◆ Open Footprint: 46" x 60"
- ◆ Weight: 12 lbs.



SZ412 Compact Stand



NO Spring

RPOTTCRSZ412 - Auto-Latch
RPOTTCRSZ412UB - Universal Bracket

- ◆ For use with 36" Roll-Up Signs in no wind to low wind speed conditions on low volume, rural or 2-lane roads.
- ◆ Above Grade Clearance of 12".
- ◆ Less than 1 cubic foot when stored.
- ◆ Weight: 20 lbs.



WM5012SS Compact WindMaster® Stand

- ◆ For use with 36" & 48" Roll-Up Signs in no wind to high wind speed conditions on low volume, rural or 2-lane roads.
- ◆ Above Grade Clearance of 12".
- ◆ Requires 1 cubic foot of storage space.
- ◆ Weight: 20 lbs.

Screw Lock
RPOTTC1WM5012SS



Single Spring



WM4818K Mid-Size Stand

WindMaster® RPOTTC2WM4818(KX)

- K1 - Roll Up
- K2 - Rigid
- K3 - Dual

- ◆ Above Grade Clearance of 18".
- ◆ Weight: 32 lbs.
- ◆ For use with 36" & 48" Roll-Up and Rigid Signs in no wind to high wind speed conditions on low to medium volume, 2 or 4-lane roads. 3 Flag holder included.



Dual Springs



Full-Size Stand

- ◆ For use with 36" & 48" Roll-Up and Rigid Signs in no wind to high wind speed conditions on low to high volume, 2 or 4-lane roads.

RPOTTC2SZZROLLUPB
Roll-Up Bracket



Dual Springs

RPOTTC2S2Z4602S (5'/60")
RPOTTC2S2Z4842S (7'/84")

2 Sizes:

- ◆ Above Grade Clearance of 5'/60"
Weight: 42 lbs. | 48 lbs. w/rigid assembly
- ◆ Above Grade Clearance of 7'/84"
Weight: 44 lbs. | 50 lbs. w/rigid assembly



Median Barrier Clamp

- ◆ For use with 36" & 48" Roll-Up and/or Rigid Signs in no wind to high wind speed conditions.



- ◆ WindMaster® dual springs and telescoping upright.
- ◆ Attaches firmly to median barrier with four, screw-in T-handle spikes.
- ◆ 3-Flag Holder included, flags sold separately.

RPOTTCMBCSA114818K2 - Rigid Sign Holder | 5"-11" Clamp Range | 40.85 lbs.
RPOTTCMBCSA114818K3 - Rigid/Roll-up Sign Holders | 5"-11" Clamp Range

RPOTTCMBCSA154818K2 - Rigid Sign Holder | 9"-15" Clamp Range
RPOTTCMBCSA154818K3 - Rigid/Roll-up Sign Holders | 9"-15" Clamp Range



Zephyr Stand

- ◆ For use with 36" & 48" Roll-Up Signs in no wind to low wind speed conditions on low volume, rural or 2-lane roads.
- ◆ Above Grade Clearance of 12".
- ◆ Recycled rubber base folds to 4" high & has stacking lugs for easy transport & storage.
- ◆ Molded in carrying handles.
- ◆ Weight: 38 lbs.

RPOTTCR26000USH - Universal Bracket



Barricade Lights



Quick SHIP

Type A, C, and 3 Way

- ◆ Flasher, steady burn & OFF
- ◆ "D" cell
- ◆ High efficiency LED bulbs
- ◆ Redesigned rugged and durable case

RSPBL3LDYY Yellow Lens
RSPBL3LDYR Red Lens



Type A, C, and 3 Way Solar Assist LED

- ◆ Flasher, steady burn, and OFF
- ◆ 3 Volt high efficiency lights
- ◆ LED bulbs
- ◆ Internal solar panels trickle charge "D" cell alkaline batteries to give a superior long lasting more reliable power source.

RSPBL3LDYSA Yellow Lens



Type B Solar LED

- ◆ Daytime Use
- ◆ High Intensity Flashing
- ◆ LED bulbs
- ◆ Power Options: Solar panel trickle charges "D" Cell -or- Fully Solar Power Battery

RSPBLB3YYSA Yellow Lens | D Cell Solar
RSPBLB3RYSA Red Lens | D Cell Solar
RSPBLB3YY - Yellow Lens | Fully Solar



Type A & C Solar LED

- ◆ 4-5 year expected life.
- ◆ LED bulbs
- ◆ True Solar Powered light with rechargeable NiMH rechargeable battery included

RSPBL3LSYY Yellow Lens
RSPBL3LSRY Red Lens



Type B LED

- ◆ Detachable lens available upon request
- ◆ 6 Volt battery
- ◆ LED bulb

RSPBLB6YY Yellow Lens
RSPBLB6RY Red Lens

Safety Flags



Quick SHIP

RSPFLAGVINYL1824
18x18 • 24" dowel

RSPFLAGMESH1824
18x18 • 24" dowel
RSPFLAGVINYL2436
• 24x24 • 36" dowel

- ◆ 18" or 24" Fluorescent Red/Orange vinyl coated nylon or mesh available
- ◆ 24" flag required for flagging operations
- ◆ 18" or 24" flag suitable to mount above a traffic control sign or device
- ◆ 3/4" wood dowels

Barricade Light Brackets



- ◆ Brackets allow proper alignment of light
- ◆ I.T.E. Specifications require the lights to be mounted with base of the light perpendicular to the ground line
- ◆ Brackets line the light to requirements and have positive stops to eliminate rotation!



RSPBLZHBRBARRIERL
Barrier L
Mounting Bracket



RSPBLZHBR1276
Center Mounting Bracket



RSPBLZHBR1278L
Left Side
Mounting Bracket



RSPBLZHBR1277
Z Mounting Bracket
(Not for Diamond Shaped Signs)



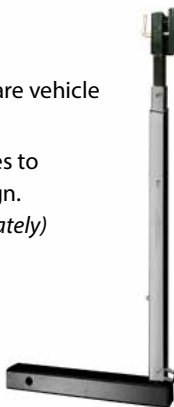
RSPBLZHBR1278R
Right Side
Mounting Bracket



Vehicle Mount Sign Holders

Vehicle Hitch Mount Sign Holder

- ◆ Transforms standard 2" square vehicle hitches into a sign holder.
- ◆ Universal screw lock attaches to fiberglass rib on a roll-up sign. (Roll-up Signs are Sold Separately)
- ◆ Ideal for rolling crews.
- ◆ Weight: 8 lbs
- ◆ Product ID: RPOTLSA43921



SMV Emblem

RVSSMV10H Aluminum *ASAE/ANSI approved*
RVSSMV10 Aluminum | **RVSSMV20** Decal



S3618G204(X)AC

Conspicuity Tape

- ◆ 2" x 50 yds with red and white pattern repeats
- ◆ Meets all requirements for marking vehicles



RVSCT983320250

2026 | Catalog#19



STOP/SLOW Hand Paddles

SAVE MONEY by purchasing one of our Economy, Premium or EZ Connect Hand Paddle Kits.

Custom Hand Paddles available by purchasing individual components of your choice. Use the Customized Easy Order Checklist below to build a hand paddle to your specifications. Paddles are universally punched to accept all handle types in this catalog.

Use STOP/STOP Hand Paddles in School Zones, and STOP/SLOW Hand Paddles at Events, for Incident Management, or in Construction Work Zones.

ALL Handles & Staffs come with standard hardware

Customized Easy Order Checklist

<p>1 Paddle Material Aluminum: <input type="checkbox"/>.040" <input type="checkbox"/>.080" ABS Plastic: <input type="checkbox"/>.125"</p>	<p>3 Legend <input type="checkbox"/>STOP/SLOW <input type="checkbox"/>STOP/STOP (School Zone)</p>	<p>7 Staff Size and Type <input type="checkbox"/>None <input type="checkbox"/>60" <input type="checkbox"/>72" <input type="checkbox"/>Galvanized Steel Conduit <input type="checkbox"/>Wood <input type="checkbox"/>Gray PVC Plastic - <i>must use with 18" PVC handle - the PVC handle and staff have been matched together and tested for a good fit.</i></p>
<p>2 Reflective Type <input type="checkbox"/> (DH) Fluorescent Orange Diamond Grade & High Intensity Prismatic <input type="checkbox"/> (D3) Fluorescent Orange Diamond Grade & Diamond Grade Cubed <input type="checkbox"/> (H) ALL High Intensity Prismatic <input type="checkbox"/> (E) ALL Engineer Grade <input type="checkbox"/> (B) Non-Reflective</p>	<p>4 Paddle Size <input type="checkbox"/>18" x 18" <input type="checkbox"/>24" x 24"</p> <p>5 Handle Type and Size Galvanized Steel: <input type="checkbox"/>10" <input type="checkbox"/>18" Wood: <input type="checkbox"/>12" <input type="checkbox"/>18" Gray PVC Plastic: <input type="checkbox"/>18" (12" Grip Area)</p> <p>6 4.5" Vynafoam Grip <input type="checkbox"/>None <input type="checkbox"/>YES (for conduit handle only)</p>	<p>8 Shipping Requirement <input type="checkbox"/>Unassembled - Recommended <input type="checkbox"/>Assembled - oversized freight charges may apply and freight damage is more likely to occur.</p> <p>ALL handles and staffs include appropriate hardware</p>



Value Minded
Non-Reflective
18" x 18" hand paddles
made of .040" aluminum
with 10" Galvanized Steel
Conduit Handle
SHP1818SL040BK10C

OPTIONAL
foam grip
for conduit
handles

Vynafoam Grip
HPZFOAMGRIP

- ◆ Use on Conduit Paddle Handles
- ◆ Color: Black • Size: 3/4" diameter x 4.5" long
- ◆ Soft, velvet-like finish with the comfort of foam and durability of vinyl.



STOP/SLOW

Durable Reflective 18" x 18" hand paddles made of .080" aluminum
High Intensity (H) reflective with 60" Conduit Staff

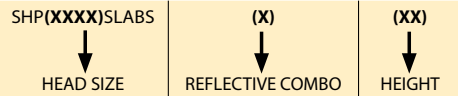
SHP1818SL080HK60C

EZ Connect Hand Paddle Kits
The Leader in Safety and Convenience



.125" Black ABS plastic sign on
Gray PVC "Snap Together" plastic handle

NON CONDUCTIVE



- ◆ 2 Head Sizes:
18" x 18" (1818) Paddle - 4.6 lbs.
24" x 24" (2424) Paddle - 5.6 lbs.
- ◆ 2 Staff Lengths: 72" (72) or 84" (84) to bottom of sign
- ◆ The PVC handle and staff which make up the length have been matched together and tested for a good fit.
- ◆ 18" Handle with 12" grip area can be used by itself as a hand paddle or attach to a staff.

- ◆ Meets Federal Specifications
- ◆ Non-Conductive, Non-Corrosive, Lightweight
- ◆ No couplings or threads involved.

EASY
Connect
or Disconnect
in a **SNAP!**

Choose from 4 Reflective Combinations:

Fluorescent Orange Diamond Grade & High Intensity Prismatic (DH)	Fluorescent Orange Diamond Grade & Diamond Grade Cubed (D3)	ALL High Intensity Prismatic (H)	ALL Engineer Grade (E)
----------------------------------------------------------------------------------	-----------------------------------------------------------------------------	-----------------------------------------------	-------------------------------------

Reflective Roll Conversion

Don't buy \$3000 worth of reflective and protective overlay (aka graffiti overlay) to fabricate \$500 worth of signs Ever Again! Lower your inventory and improve your sign shop's cash flow, by purchasing reflective roll material by the square foot. (1 sq ft min on stock items to unlimited)

- Quick Shipments with many Colors and Widths available.
- Reflective ASTM types III, IV, XI available. *Other types may be available on request.*
- Certifications for materials available from manufacturer. **Also Available:** EC Film, Protective Overlays, Magnetics & Sheeted Blanks

This is How We Roll...
Buy Reflective Material by the Square Foot!



Call for Details

SIGN SHOP SUPPLIES



3M™ High Intensity Prismatic (HIP)

3M™ 3930 meets all requirements for ASTM Type III and IV. HIP is the most common type of reflective sheeting today due to the combination of its minimum retro-reflectivity, exceptional warranty, and afford-ability!



Common Sizes	1800 sq ft MOQ*	Colors	RSH (393X) (XX50)
			COLOR SIZE
6" x 50 yds	Yellow, Red, Orange, Blue, Green, Brown	White (3930) Yellow (3931) Red (3932) Orange (3934) Blue (3935) Green (3937) Brown (3939)	
9" x 50 yds	Yellow, Red, Orange, Blue, Green, Brown		
24" x 50 yds	Brown		
30" x 50 yds	Blue, Brown		
36" x 50 yds	N/A		
48" x 50 yds	N/A		

NOTE: Other sizes available. Some colors and sizes may incur a slit and/or cut fee.
*MOQ = Minimum Order Quantity



3M™ Engineer Grade Prismatic

3M™ 3430 Series meets all requirements for ASTM Type I reflective. (**EGP**) **Engineer Grade Prismatic** is NOT suitable for cutting in electronic sign making devices nor does it accept digital printing.



*4850CUT - Have the master roll cut in any combination of sizes. NOTE: Some colors and sizes may incur a slit and/or cut fee

Common Sizes	Colors	RSH (XXXX) (XX50)
		COLOR SIZE
24" x 50 yds	White (3430) Yellow (3431) Green (3437)	
30" x 50 yds	White (3430) Yellow (3431)	
36" x 50 yds		
48" x 50 yds		
48" CUT*	ALL COLORS	



Specialty & Flexible Reflectives



We stock **Nikkalite® Series 48000** Flexible pressure sensitive in many colors. The Best Engineer Grade for Plotting, Weeding, and Digital Printing! Nikkalite Series 48000 Engineer Grade meets all requirements for ASTM Type I reflective. Unpunched. We also distribute **3M™ 680** and **Avery Graphics** specialty reflectives.

Common Sizes	Colors	RSH(48XXX)(2450)
		COLOR SIZE
24" x 50 yds 30" x 50 yds 48" x 50 yds	Black (48003) Brown (48009) Gold (48010) Dark Red (48025) Ruby Red (48035) Red (48005) Blue (48006) Sky/Lt Blue (48046) Green (48008) White (48012) Yellow (48004) Orange (48077)	

NOTE: Some sizes in colors may not be available. Some colors and sizes may incur a slit and/or cut fee.



Nikkalite® 8100 Series Engineer Grade meets all requirements for ASTM Type I reflective and is ideal for flat surfaces. 8100 Series has a durable acrylic outer layer and is not suitable for most digital printers.

UN-Punched Roll Sizes	Colors	RSH(81XX)P(2450)
		COLOR SIZE
24" x 50 yds 30" x 50 yds 36" x 50 yds 48" x 50 yds 48" CUT*	White (8112) Yellow (8104) Orange (8177) Red (8105) Blue (8106) Green (8108)	
48" x 50 yds 48" CUT*	Brown (8109)	

**4850CUT - Have the master roll cut in any combination of sizes to your specifications. NOTE: Some colors and sizes may incur a slit and/or cut fee.*

3M™ Diamond Grade



Meets ASTM reflective:

3M™ Diamond Grade Cubed Series 4000 Type XI | **3M™ 3924** Type VIII



Sheeting Description	Common Sizes	1800 sq ft MOQ*	Colors	RSH (XXXX) (2450)
				COLOR SIZE
DG3 4090 Series (Type XI)	6" x 50 yds 9" x 50 yds	White, Yellow, Red, Blue, Green, Brown		
	24" x 50 yds 30" x 50 yds	Red, Green, Brown	White (4090) Yellow (4091) Red (4092) Blue (4095) Green (4097) Brown (4099)	
	36" x 50 yds	Red		
	48" x 50 yds	Red, Brown		
DG Fluorescent Colors 4080 Series - DG3	24" x 50 yds 30" x 50 yds 36" x 50 yds 48" x 50 yds	N/A	Yellow-Green (4083) Yellow (4081) Orange (4084)	
Fluorescent Orange 3924 Series (Type VIII)	24" x 50 yds 30" x 50 yds 36" x 50 yds 48" x 50 yds	N/A	Fluorescent Orange (3924)	

*NOTE: Other sizes available. Some colors and sizes may incur a slit and/or cut fee. *MOQ = Minimum Order Quantity*



Buy Reflective Sheeting by the Square Foot or Roll.
- Call for Availability -



3M™ Electro Cut™ Film



3M™ Electro Cut™ Film Series 1170 is a durable, transparent acrylic color film that allows traffic signs to be made on a computer plotter while maintaining the sheeting warranty.

Electro Cut Film Series 1170 & Premium Vinyl Series 7725-012				RSH (11XX) (XX50)	
Product	Common Sizes	1800 sq ft MOQ*	Colors	COLOR	SIZE
EC Film Series 1170	18" x 50 yds	Clear, Yellow, Red, Blue, Brown	Yellow	Clear (1170) Yellow (1171) Red (1172) Blue (1175) Green (1177) Black (1178) Brown (1179)	
	24" x 50 yds				
	30" x 50 yds				
	36" x 50 yds				
	48" x 50 yds	N/A			
Black Premium Vinyl Series 7725-012	24" x 50 yds 30" x 50 yds 36" x 50 yds 48" x 50 yds <i>NOTE: Other sizes available.</i>	N/A		Black (7725-012)	

*NOTE: Other sizes available. Some colors and sizes may incur a slit and/or cut fee. *MOQ = Minimum Order Quantity*



3M™ Protective Overlay Film



3M™ Premium Protective Overlay Film Series 1160i2 Premium is a durable, UV and graffiti resistant protective overlay film, with a clear pressure-sensitive adhesive. It is applied as a protective overlay to signs made from 3M™ Reflective Sheeting.

Many types of defacement from vandalism can be cleaned from this film to restore function and appearance of the overlaid sign.

Product	Sizes	Colors
PREMIUM Protective Overlay Film Series 1160i2 with premask	24" x 50 yds	Clear (1160i2)
	30" x 50 yds	
	36" x 50 yds	
	48" x 50 yds	

*NOTE: Other sizes available. Some colors and sizes may incur a slit and/or cut fee.
MOQ = Minimum Order Quantity Increments may be very large, call for details.*



Vinyl Graphic Films

One stop shop for all your vinyl and special effect film needs!

Go to www.cpcsigns.com for available options.



Find Application Tapes, Tools & Accessories on page 96

Transfer & Prespacing Tapes

We carry all the products you need for a smooth application.



3M™ Clear Transfer Tape (TPM-5)

For use with 3M Series 1170 electronic cuttable film, designed to be used to transfer prepositioned copy.

3M™ Prespacing Tape SCPS-2

This prespace tape is specially formulated for use with large format screen printed and electronically cut graphics to ease the application of small text.

Call for available sizes and details on Transfer and Pre-spacing tapes.

Application Tapes



Conform
SERIES With **RLA™**
Application Tape



R-Tape Conform Series Application Tape 100 Yard Rolls	
Item #	Width
RSHZAC1026S	4.25"
RSHZAC1027S	6.5"
RSHZAC1028S	8.5"
RSHZAC1029S	12"
RSHZAC1030S	14"
RSHZAC1033S	24"
RSHZAC1034S	30"

The original high tack application tape that lays flat and sticks to the liner - resists tunneling, wrinkling, and edge curling! Excellent for ready-to-apply graphics.



The R-Tape Apli Tape Series

is available in White and Clear as well as a wide variety of sizes.

Other Sizes Available Call for Quotation

R-Tape Apli Tape Series 100 Yard Rolls		
Item #	Width	
RSHZA1024S	2.25"	HI-TAC PAPER
RSHZA1025S	3.25"	
RSHZA1026S	4.25"	
RSHZA1027S	6.5"	
RSHZA1028S	8.5"	
RSHZA1029S	10.5"	
RSHZA1030S	12"	
RSHZA1031S	14"	
RSHZA1033S	24"	
RSHZA1034S	30"	
RSHZA1017S	6.5"	CLEAR
RSHZA1018105S	10.5"	
RSHZA101812S	12"	
RSHZA1021S	14"	
RSHZA1022S	24"	
RSHZA1022T30S	30"	
RSHZA1022T36S	36"	
RSHZA1022T48S	48"	

Application Tools

Application Fluids



RSHZTS0059
3M™ Gold Nylon Squeegee



RSHZTS1008
White Squeegee



RSHZT1006S
4" Roller



RSHZT0015
1" Rivet Brush



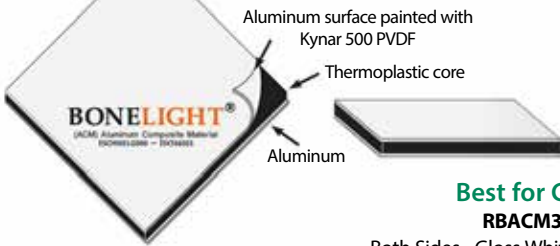
Item#	Description
Rapid-Tac Application Fluid	
RSHZ1003S	32oz. Bottle w/Sprayer
RSHZ1002S	1 Gallon Bottle
Adhesive Removal Formula	
RSHZ0414	32 oz. Bottle w/Sprayer
RSHZ0415	1 Gallon Bottle



SIGN SHOP SUPPLIES

ACM Sheets

Aluminum Composite Material (ACM)



Best for Commercial Graphics

RBACM3MM4896WHWH - 48" x 96"

Both Sides - Gloss White with PVC Protective Layer

Best for Temporary Traffic Construction Work Zone Signs

RBACM3MM4896WHAL - 48" x 96" | Side 1 - Matte White *WITHOUT* the PVC Protective Layer
Side 2 - Matte White *WITHOUT* the PVC Protective Layer



- ◆ 3mm **Aluminum Composite Material (ACM)** is made of two sheets of .021 Aluminum bonded to a thermoplastic core.
- ◆ ACM's flat rigid surface and weather resistance ensures long-term performance and durability.
- ◆ Use for indoor and outdoor applications.

Magnetics

Magnum Magnetics Magnetic Material

- ◆ .030" Matte White
- ◆ Available by the sq ft or by the roll (24" x 25')



RSHMAG2425



Plate Blanks

License Plate Blanks

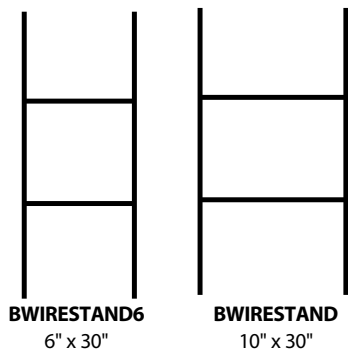
.025" Aluminum, 12" x 6", painted White, rounded corners, and slotted holes.

RBA0251206WWCT

Corrugated Plastic Blanks & Wire Stands



Econo Wire Stand



Custom Cut Sheets
are Available

"Coroplast"
Corrugated Plastic
White Blanks
Please Specify Flute
Direction When Ordering

RBC4MM2418WH

24" x 18" Pre-Cut White Sheet

RBC4MM4896WH - 4MM White

RBC4MM4896BK - 4MM Black

RBC4MM4896YE - 4MM Yellow

BC10MM4896WH - 10MM White

48" x 96" Flat Sheets



Easy-Fold Plastic Signicade Stand

100% Plastic **Easy-Fold Sandwich Boards** are a great option for Temporary Signage with a molded-in handle, easy to use and portable. *Call today for your quote!*



Minicade®

Holds signs 12"W x 24"H
Dimensions: 36"H x 13"W

Weight: 10 lbs.

RPOTCSPLMCWH

Signicade®

Holds signs 24"W x 36"H

Dimensions: 45"H x 25"W

Weight: 18 lbs.

RPOTCSPLSCWH



- ◆ Available blank or pre-sheeted, single or double sided.
- ◆ Easily **ADD** Corrugated Plastic Blanks, for even more signage options and flexibility.
- ◆ Custom Legends available.
- ◆ Surface Should Be Heat Treated Before Direct Application Of Vinyl.
- ◆ May be internally ballasted with sand.




SIGN SHOP SUPPLIES

Die Cut Letters & Numbers

- ◆ All Characters are packaged in groups of 25 identical pieces.
- ◆ Combine Stock Packs for Quantity Discounts.
- ◆ Letters and Numbers are available in a full range of series, sizes, and materials.
- ◆ Letter and Number Sizes Available: 2", 3", 4", 5", 6", 7", 8" and 10"
- ◆ White High Intensity Prismatic, White Engineer Grade and Black Vinyl are available in pressure sensitive material.
- ◆ Other colors and materials are available but may be considered special order, call for details.
- ◆ Specify Size, Series, Material and Quantities when ordering.



Parking Arrows



B Series



C Series



D Series



E Series

Custom Shapes & Sizes!

Custom Sign Blanks

Reflective Custom Blanks are Our Speciality

How many Business or Entrance Signs go Unnoticed?

We are your *Single Source* for Custom Legend Signs (CLS) and Blanks, as well as ALL your Traffic Sign needs.



Raw Materials Available

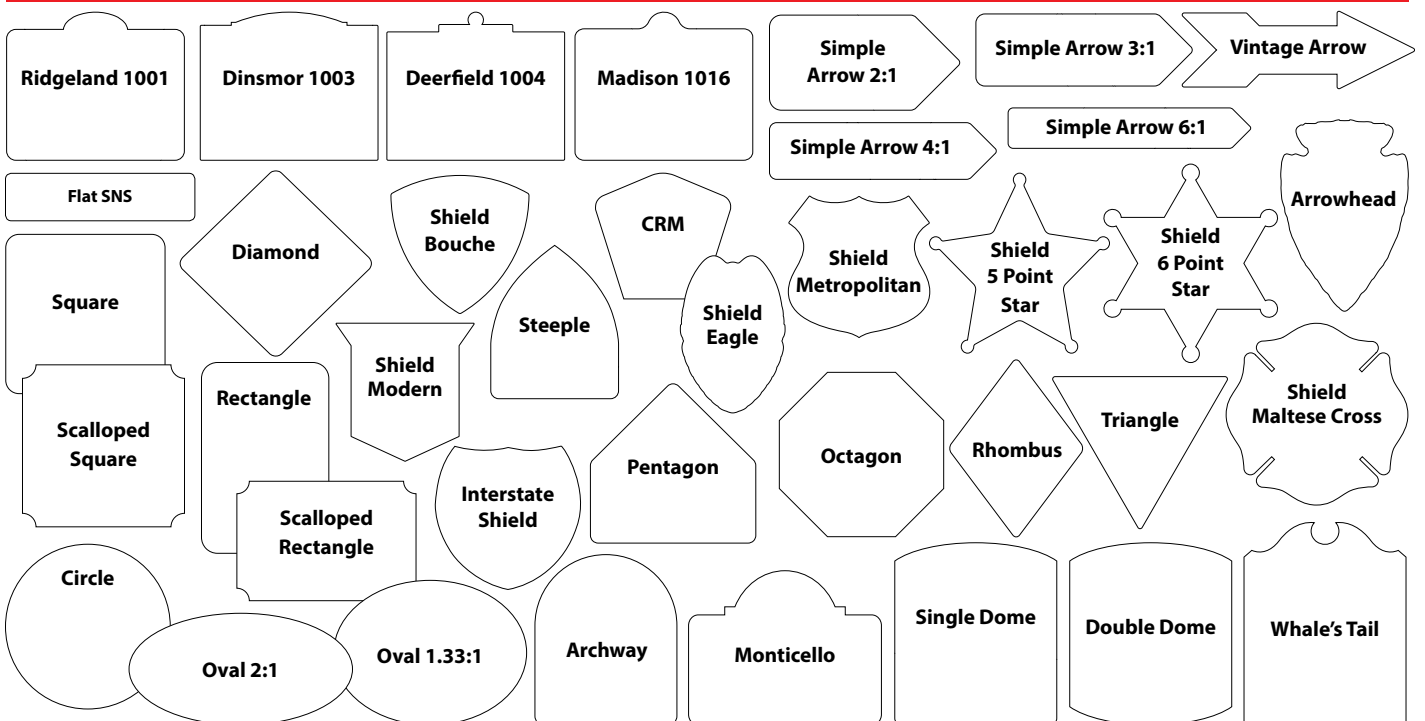
Bare Aluminum Blanks	.080 Aluminum
Engineer Grade Reflective	.063 Aluminum
High Intensity Reflective	.040 Aluminum
Diamond Grade Reflective	.100 Aluminum
DG3	.125 Aluminum
Fluorescent Prismatic Reflective	Corrugated Plastic
Painted blanks	3MM ACM
	.040 Aluminum .080 Aluminum
Computer Routed	Other substrates available by request

- ◆ We provide bare, sheeted or painted blank in Aluminum, Plastic or ACM cut to custom size and shape!
- ◆ Our team can add Text & Graphics with applied computer cut vinyl, -or- digital, thermal or screen printing.
- ◆ Prompt manufacturing and fast shipment.
- ◆ Sold by the square foot.

HELPFUL HINT: For little or no extra cost you can upgrade plywood or baked enamel signs to reflective .080 Aluminum. They will last longer and draw much more attention to the signs both day and night.

Create your signs with one of the many CPC shapes below. See pages 26-27 & 100-101 for available sizes.

SIGN SHOP SUPPLIES



Aluminum Sheets



Alodined Aluminum Sheets

Item	Size	Gauge
BA0634896NN	48" x 96"	.063"
RBA0804896H32	48" x 96"	.080"
RBA08048120H32	48" x 120"	.080"
BA10030120NN	30" x 120"	.100"
BA10036144NN	36" x 144"	.100"
BA1004896NN	48" x 96"	.100"
BA10048120NN	48" x 120"	.100"
BA10048144NN	48" x 144"	.100"
BA12530120NN	30" x 120"	.125"
BA12536144NN	36" x 144"	.125"
BA1254896NN	48" x 96"	.125"
BA12548120NN	48" x 120"	.125"
BA12548144NN	48" x 144"	.125"

Aluminum Sheets (painted White both sides)

Item	Size	Gauge
BA040BWH4896NN	48" x 96"	.040"
BA040BWH48120NN	48" x 120"	.040"
RBA0804896WWNN	48" x 96"	.080"

Alodined Aluminum Sheets

Gauges: .063" - .125"
 Sizes: up to 48" x 144"



Painted Aluminum Sheets

Painted White Both Sides
 Gauges: .040"
 Sizes: up to 48" x 120"

*NOTE: Aluminum Sheets must ship motor freight.
 Skid charge may apply*

SIGN SHOP SUPPLIES

.040" Aluminum Blanks


Pre-Cut .040" Painted Aluminum Blanks

Item	Size	Color
RBA0401218WWNN	12" x 18"	White/White
RBA0401824WWNN	18" x 24"	White/White
RBA0402436WWNN	24" x 36"	White/White
RBA0401007WWNN	10" x 7"	White/White
RBA0401007YYNN	10" x 7"	Yellow/Yellow
RBA0401410WWNN	14" x 10"	White/White
RBA0401410YYNN	14" x 10"	Yellow/Yellow
RBA0402014WWNN	20" x 14"	White/White
RBA0402014YYNN	20" x 14"	Yellow/Yellow
BA040TRAFFIC	ADD 3/8" Holes for Post Mount	
BA040OSHA	ADD 3/16" Holes in Corners	


BLANKS

BLANKS
 NO Radius
 Corners
 and NO Holes.

BLANKS are NOT punched or radiused.
 You may add "Traffic" or "OSHA" style punch
 and radius for a small fee.



TRAFFIC
 Radius Corners
 and 2 Holes.



OSHA
 Radius Corners
 and 4 Holes.

*All blanks come with
 PVC protective film
 on one side.*

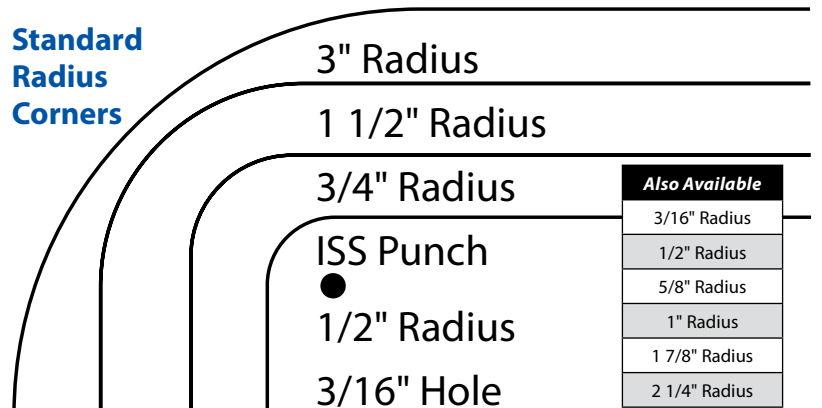
Hole Punch & Radius Info

Standard Punch Holes

- 3/16" Screw, Nail Punch, or Wall Mount.
- 1/4" Screw or Fence Punch
- 3/8" Sign Post or Bolt Mount

Other Hole Sizes available by request.

Standard Radius Corners



Also Available
3/16" Radius
1/2" Radius
5/8" Radius
1" Radius
1 7/8" Radius
2 1/4" Radius





Use for
**Screen
Printing**
or with
**Overlay Film
or Vinyl**


Sheeted Aluminum Blanks

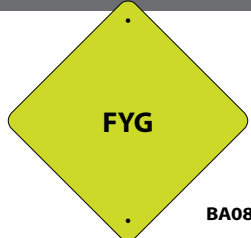



When Ordering Blanks **REMEMBER** Specify Width first and Height second.

- ◆ Standard reflective traffic sign blanks come with radius corners, .080" aluminum, 3/8" hole punch, and Alodine coating to meet Federal specifications.
- ◆ Standard street name sign blanks are sheeted with High Intensity Prismatic (H) and have radius corners, .080" aluminum, NO hole punch, and Alodine coating to meet Federal specifications.
- ◆ Standard Rounded street name sign blanks are sheeted with High Intensity Prismatic (H) and have routed shape, .080" aluminum, NO hole punch, and Alodine coating to meet Federal specifications.
- ◆ Yellow Diamonds may also be ordered with High Intensity Prismatic (H), Diamond Grade Cubed (3) or Fluorescent Diamond Grade Cubed(3)(Y).
- ◆ Orange Diamonds may also be ordered with High Intensity Prismatic (H), Fluorescent 3924S Diamond Grade (D) or Fluorescent 4084 Diamond Grade Cubed(3) .
- ◆ Other shapes, colors, reflective types, and aluminum thicknesses are available. Call for a quote.

Rectangles	w/Engineer Grade		Squares														
	w/HIP	w/HIP															
 <p>White</p> <p>BA080(X)WH(XXXX)R</p>	Size	Size	<table border="1"> <thead> <tr> <th>w/HIP</th> </tr> <tr> <th>Size</th> </tr> </thead> <tbody> <tr> <td>24x24S</td> </tr> <tr> <td>30x30S</td> </tr> </tbody> </table>	w/HIP	Size	24x24S	30x30S										
	w/HIP																
	Size																
	24x24S																
	30x30S																
	12x6R	12x6R	 <p>White</p> <p>BA080(X)WH(XXXX)S</p>														
12x18R	12x9R																
18x12R	12x18R																
18x24R	18x12R																
24x18R	18x24R	<table border="1"> <thead> <tr> <th>w/ HIP (HYE)</th> <th>w/ Diamond Grade Cubed (3YE)</th> <th>w/ Fluorescent Diamond Grade Cubed (3FY)</th> </tr> <tr> <th>Size</th> <th>Size</th> <th>Size</th> </tr> </thead> <tbody> <tr> <td>24x24D</td> <td>24x24D</td> <td>24x24D</td> </tr> <tr> <td>30x30D</td> <td>30x30D</td> <td>30x30D</td> </tr> <tr> <td>36x36D</td> <td>36x36D</td> <td>36x36D</td> </tr> </tbody> </table>	w/ HIP (HYE)	w/ Diamond Grade Cubed (3YE)	w/ Fluorescent Diamond Grade Cubed (3FY)	Size	Size	Size	24x24D	24x24D	24x24D	30x30D	30x30D	30x30D	36x36D	36x36D	36x36D
w/ HIP (HYE)	w/ Diamond Grade Cubed (3YE)		w/ Fluorescent Diamond Grade Cubed (3FY)														
Size	Size		Size														
24x24D	24x24D	24x24D															
30x30D	30x30D	30x30D															
36x36D	36x36D	36x36D															
24x18R	24x18R	24x30R															
		30x24R															
		30x36R															

Yellow Diamonds	w/ Fluorescent Diamond Grade Cubed		
	w/ HIP (HYE)	w/ Diamond Grade Cubed (3YE)	w/ Fluorescent Diamond Grade Cubed (3FY)
 <p>Yellow</p> <p>BA080(XXX)(XXXX)D</p>	Size	Size	Size
	24x24D	24x24D	24x24D
	30x30D	30x30D	30x30D
	36x36D	36x36D	36x36D

FYG Diamonds	w/ Fluorescent Diamond Grade Cubed	
	Size	
 <p>FYG</p> <p>BA0803FG(XXXX)D</p>	30x30D	
	36x36D	

Orange Diamonds	w/ 3924S Diamond Grade		w/ 4084 Diamond Grade Cubed	
	w/ HIP	Size	Size	Size
 <p>Orange</p> <p>BA080(X)OR(XXXX)D</p>	Size	Size	Size	Size
	24x24D	24x24D	24x24D	24x24D
	30x30D	30x30D	30x30D	30x30D
	36x36D	36x36D	36x36D	36x36D
	48x48D	48x48D	48x48D	48x48D
	2 Post Mount	2 Post Mount	2 Post Mount	2 Post Mount

Flat Blades Sheeted Aluminum Street Name Blanks Extruded Blades

w/HIP	
Size	
6x18F	9x24F
6x24F	9x30F
6x30F	9x36F
6x36F	9x42F
6x42F	9x48F
6x48F	9x54F
	9x60F



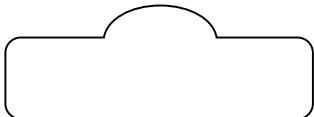
Available Colors: Blue, Green, Brown and White.


All Reflective Street Name Sign Blanks are Double Sided. Call for quote on Single Sided.


w/HIP	
Size	
6x18E	9x24E
6x24E	9x30E
6x30E	9x36E
6x36E	9x42E
6x42E	9x48E
6x48E	9x54E
	9x60E

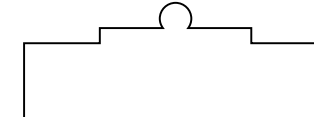
Sheeted Aluminum Standard Rounded Street Name Blanks

The below Rounded Street Name Sign Blanks are examples of blanks available in our ornamental product line. See pages 22-27 for more info.

	
Product ID	Size
OSIS11001CHWH	36x13.5
OSIS11001JHWH	30x11

	
Product ID	Size
OSIS11016CHWH	36x15
OSIS11016JHWH	30x11.82

	
Product ID	Size
OSIS11003CHWH	36x12
OSIS11003JHWH	30x9.25

	
Product ID	Size
OSIS11004CHWH	36x14.25
OSIS11004JHWH	30x11.5





- ◆ Traffic sign blanks come with radius corners, .080" aluminum, 3/8" hole punch, and Alodine coating to meet Federal specifications.
- ◆ Other thicknesses, shapes, and sizes of aluminum are available. Call for a quote!

REMEMBER Specify Width first and Height second, When Ordering Any Blanks, *except* Street Name Sign Blanks. For Street Name Sign Blanks, specify Height first and Width second.



Vertical Rectangle

BA080(XXXX)R

Rectangle

Size

12X6R

12X18R

12X36R

18X12R

18X24R

21X15R

24X12R

24X18R

24X30R

30X24R

30X36R

36X12R

36X24R

1 POST

36X24R2

2 POST

48X24R

2 POST

48X30R


2 POST

48X60R

2 POST



Horizontal Rectangle




BA080(XXXX)C

Circle

Size

30X30C

36X36C




BA080(XXXX)CRM

CRM

Size

24X24CRM



BA080(XXXX)T


Triangle

Size

30X30T

36X36T

36X48T



BA080(XXXX)O


Octagon

Size

24X24O

30X30O

36X36O



BA080(XXXX)D

Diamond


Size

24X24D

30X30D

36X36D

48X48D - 2 POST



BA080(XXXX)P

Pentagon

Size

30X30P

36X36P



BA080(XXXX)S

Square


Size

18X18S

24X24S

30X30S

36X36S - 1 POST



BA080(XXXX)I


Interstate Shield

Size

24X24I

30X24I

36X36I



Flat Side View



Extruded Side View



BA080(XXXX)SNSR | .75" corner radius

6" Flat

Size

6X18F

6X24F

6X30F

6X36F

6X42F

6X48F

9" Flat

Size

9X24F

9X30F

9X36F

9X42F

9X48F

9X54F

9X60F



BA080(XXXX)SNSR15


9" Flat for Ornamental*

Size

9X36F

9X42F

*These 9" flat blanks have a 1.5" radius to fit CPC ornamental sign trims.



BE090(XXXX)N

6" Extruded

Size

6X18E

6X24E

6X30E

6X36E

6X42E

6X48E

9" Extruded

Size

9X24E

9X30E

9X36E

9X42E

9X48E

9X54E


9X60E






Border Blanks & Partially Finished Signs

We make a variety of border blanks made with **H** High Intensity Prismatic on .080" aluminum. Most are in stock.



S1218BOBKWHHA
S1824BOBKWHHA
S2430BOBKWHHA




S1218BOREWHTA
S1824BOREWHTA




S1218BOGRWHHA



S1218RBGRWHHA



S1218RBBUWHHA
S1824RBBUWHHA



S1824BOBKYEHA

Need a CUSTOM LEGEND SIGN (CLS)?
CALL US, we can make it!




S1218R71BHA



S1218R83ABHA




S1218R83AVHA



S1824R21BHA
S2430R21BHA
S4860R21BHA



S1818W131PBHA




S2424BOBKWHHA
S3030BOBKWHHA

Yellow Diamond border blanks made with **H** High Intensity Prismatic on .080" aluminum.

Other border blank/partially finished sign combinations available. However, a **minimum order of identical faces** applies, call for details. THESE ARE NOT COMBINABLE FOR QUANTITY DISCOUNTS.

Orange Diamond border blanks made with **(H)** High Intensity Prismatic, **(D)** Diamond Grade or **(3)** Diamond Grade Cubed on .080" aluminum.



S3030BOBKOR(D)ACD
S3636BOBKOR(D)ACD
S4848BOBKOR(D)ACD

S2424BOBKYEHA
S3030BOBKYEHA
S3636BOBKYEHA

SIGN SHOP SUPPLIES



14" x 10" OSHA Sign Headers

OSHA signs are non-reflective painted finish on .040" aluminum (A) material.



ISS1410A1000



ISS1410A2000



ISS1410A3000



ISS1410A4000



ISS1410A5000

Fluorescent Orange Diamond Grade Signs

STOP Faces



S3618G201BDAC
S4824G201BDAC



10" E Series
S2424W131PBDAC



SPLW42D048DAC
Straight Line Plaque
For W4-2



48"X 16" Plaque
for 48" X 60"
Speed Limit Sign
BA080DOR4816BM



7" D Series
S4848W201FDAC



Border Blank
S3636BOBKORDACD
S4848BOBKORDACD



Double Pavement
Transition
S4848W42DDAC



S4848W205B1MDAC



S4848W205B5MDAC



S4848W205B15DAC



Double Faced
SPLW205RL48DAC



Minimum order of 5 identical faces required.

Stop Faces

w/ High Intensity Prismatic

Size

FNON2424R11HP

F3030R11HP



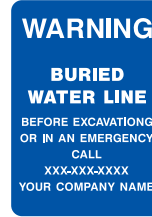
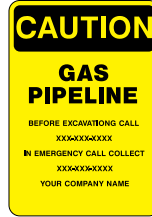
OSHA Safety Signs

See pages 46-47. OSHA headers may also be incorporated into underground notification signs as shown to the right.

Utility Signs & Marking Products

Examples of the many options available are shown on this page.

Call a customer service specialist to get a customized quote and more details.



Flexible & Enhanced Markers plus Decals

Page 117 or call for details.



More Work Zone Safety Products including Rigid and Roll-up Signs and Stands are also available for all types of utility crews.

Pages 78-93



Sign Stands

Page 90



Safety Vests

Page 89



Traffic Cones

Page 78



Stenciling Available



Type I & II Barricades

Pages 80-81



Hand Paddles

Pages 92-93



Rust Tough® Utili-Coat Paint

Check out our website or Call for details.



APWA Detectable Underground Warning Tape

Check out our website or Call for details.



Brite-Max Fire Plug-View Hydrant Marker Reflectors

Page 117



Surveyor's Marking Tape

Check out our website or Call for details.



Marking Flags

Page 107



Inverted Marking Paints & Wands

Page 107

3M™ Raised Pavement Markers



SERIES 290

- ◆ Apply with standard bitumen and epoxy adhesives.
- ◆ Durable, lightweight, molded-in body color thermoplastic.
- ◆ Highly reflective Diamond Grade™ microprismatic optics.
- ◆ Long-life visibility, particularly at night and in wet weather.
- ◆ Apply to asphalt or concrete surfaces in non-snowplow regions.
- ◆ Impact and abrasion resistant.
- ◆ Increase awareness with an added rumble effect.
- ◆ 100 per carton. In-Stock colors available individually.



SERIES 290 with PSA

- ◆ Applied with pressure sensitive adhesive.
- ◆ Designed for application on asphalt and portland cement concrete road surfaces.
- ◆ These markers provide highly effective, long-life visibility, particularly at night and in wet weather.

Ceramic Traffic Buttons & Jiggle Bars



Retro-Reflective Ceramic Markers combine the power of brilliant and exceptional night time visibility with a self cleaning glazed surface for excellent daytime visibility.

Non-Reflective Ceramic Markers are maintenance free and feature a heat fired glazed surface that promotes self-cleaning and excellent daytime visibility.



Jiggle Bar
RPM MJB6W

1-Way Retro-Reflective
Material: Ceramic
Color: White
Size: 6" x 6"




Jiggle Bar
RPM MJB6WW

2-Way Retro-Reflective
Material: Ceramic
Color: White
Size: 6" x 6"



Jiggle Bar
RPM MJB6Y

1-Way Retro-Reflective
Material: Ceramic
Color: Yellow
Size: 6" x 6"



Jiggle Bar
RPM MJB6YY

2-Way Retro-Reflective
Material: Ceramic
Color: Yellow
Size: 6" x 6"



Jiggle Bar
RPM MJB6WN

Non-Reflective
Material: Ceramic
Color: White
Size: 6" x 6"



Jiggle Bar
RPM MJB6YN

Non-Reflective
Material: Ceramic
Color: Yellow
Size: 6" x 6"



Round Button
RPM MCB(X)W

1-Way Retro-Reflective
Material: Ceramic
Color: White
Sizes(X): 6" or 8"



Round Button
RPM MCB(X)Y

1-Way Retro-Reflective
Material: Ceramic
Color: Yellow
Sizes(X): 6" or 8"



Round Button
RPM MCB4Y

1 Way Retro-Reflective
Material: Ceramic
Color: Yellow
Size: 4"



Round Button
RPM MCB4W

1 Way Retro-Reflective
Material: Ceramic
Color: White
Size: 4"



Round Button
RPM MCB(X)WN

Non-Reflective
Material: Ceramic
Color: White
Sizes(X): 4", 6" or 8"



Round Button
RPM MCB(X)YN

Non-Reflective
Material: Ceramic
Color: Yellow
Sizes(X): 4", 6" or 8"



Round Button
RPM MCB(X)WWW

2-Way Retro-Reflective
Material: Ceramic
Color: White
Sizes(X): 6" or 8"



Round Button
RPM MCB(X)YYY

2-Way Retro-Reflective
Material: Ceramic
Color: Yellow
Sizes(X): 6" or 8"



Round Button
RPM MCB4YYY

2 Way Retro-Reflective
Material: Ceramic
Color: Yellow
Size: 4"



Round Button
RPM MCB4WWW

2 Way Retro-Reflective
Material: Ceramic
Color: White
Size: 4"

4" Traffic Buttons



6" & 8" Ceramic Buttons AVAILABLE page 104



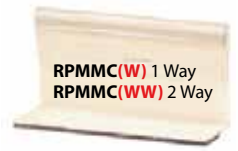
RPMMTD10500(W)N White
RPMMTD10500(Y)N Yellow
RPMMTD10500(B)N Black

- ◆ Raised hexagon pattern increases strength and adhesive surface area.
- ◆ Buttons made from polypropylene
- ◆ White (W), Yellow (Y), and Black (B)

Chip Seal Temp Markers



- ◆ Polyurethane body allows marker to straighten itself after impact.
- ◆ Reflective surface is protected by clear plastic cover. Also available with double cover
- ◆ Marker comes with adhesive attached
- ◆ White (W) or Yellow (Y), 1-way or 2-way
- ◆ 500/Box (Sold in box quantities only)



Rumble Strips



RPMRS(XX)ROAD0424 - 4" x 24" x 1/2" | 1.25 lbs
Color (XX): (WH) White | (YE) Yellow *Yellow is Quick Ship*



- ◆ The **Road Rumbler** is made from a specially formulated glass-filled polymer material.
- ◆ Physical and audible warning for motorists.
- ◆ Superior road surface adhesion.
- ◆ Unique raised dot grip system and special grooves for improved adhesion.
- ◆ Adhere with marker adhesive, bottom of this page.



3708 Rumble Strip RPMRS(XX)3708(##)

Colors (XX): (BK) Black | (BU) Blue | (RE) Red | (WH) White | (YE) Yellow
Lengths (##): (01) 12" | (04) 4' | (05) 5' | (06) 6' | (08) 8'

- ◆ The **3708 Rumble Strip** is solid uni-body marker which eliminates any hollow areas that can crack or crush when impacted by vehicle.
- ◆ Ideal to delineate gores, bike and pedestrian lanes, and road shoulders to help prevent dangerous run-off-the-road accidents.
- ◆ Install with hot melt bitumen or 2-part epoxy.



Recycled Rubber Speed Bumps & Parking Curbs



- ◆ Made of 100% recycled rubber tires
- ◆ Embedded reflective glass beads
- ◆ Removable, flexible, durable
- ◆ Installs with 14" rebar spikes (1/2" masonry bit required)



Stock#	Description	Size	Spikes	Weight
RPMRRSB48	Speed Bump	4' x 2.25" x 11"	3	35 lbs.
RPMRRSB72	Speed Bump	6' x 2.25" x 11"	5	52 lbs.
RPMRRPC6YEBK	Yellow Parking Curb	6' x 6" x 4.25"	4	38 lbs.
RPMRRPC6WHBK	White Parking Curb	6' x 6" x 4.25"	4	38 lbs.
RPMRRPC6BUBK	Handicap Blue Parking Curb	6' x 6" x 4.25"	4	38 lbs.
RPMRRSPIKE	Rebar Spike Pointed	14"		1.22 lbs.



Marker Adhesives

Stock#	Description	# 4"x4" Markers	Coverage
RPMABITUMEN	Adhesive Bituminous - 55# Carton	165	2600 sq in
RPMAEPOXYKITGAL02	Adhesive Epoxy Kit - 2 Gallon (1 ea A/B)	200	3200 sq in
RPMAEPOXYKITGAL10	Adhesive Epoxy Kit - 10 Gallon (5 ea A/B)	1000	16000 sq in
RPMAEPOXYKITQT02	Adhesive Epoxy Kit - 2 Quart (1 ea A/B)	50	800 sq in
RPMAEPOXYKITTUBE	Adhesive Epoxy Tube Kit (1 ea A/B)	8-12	128 to 192 sq in

Stock#	Description	# Markers
RPMABUTYLPAD(XX)	Adhesive Butyl Single Pad - Sizes: (44) 4" x 4" (88) 8" x 8" (8ROUND) 8" Diameter Round	1
RPMABUNDY(XX)5BOX	Bundy Thermoplastic Adhesive - Size: 5" x 5" Colors: (BK) Black (BU) Blue (WH) White (YE) Yellow	140
RPMASBUNDYGY0239BOX	Super Bundy Thermoplastic Adhesive - Size: 2" x 39" Color: Grey	40
RPMASBUNDYGY8BOX	Super Bundy Thermoplastic Adhesive - Size: 8" x 8" Color: Grey	40
RPMAHOTSPOTBK5	Hotspot Thermoplastic Adhesive - Size: 5" x 5" Color: Black	1
RPMAHOTSPOT(XX)5BOX	Hotspot Thermoplastic Adhesive - Size: 5" x 5" Colors: (BK) Black (BU) Blue (WH) White (YE) Yellow	150
RPMAHOTSPOTBK8BOX	Hotspot Thermoplastic Adhesive - Size: 8" x 8" Color: Black	80

3M™ Stamark Pavement Markings



- ✓ Superior daytime visibility
- ✓ High reflectivity at night
- ✓ Reinforced toughness
- ✓ Extended season productivity
- ✓ Easy application



Tapes also Available with Liner, Call for Details.

380 ES Series Extended Season High Performance Tape

Solid Non-Linered: RPMTRA380IES - white | RPMTRA381IES - yellow
 Sizes: 20 yds (48") | 30 yds (4", 5", 6", 8", 10", 12", 16", 18", 24") | 80 yds (8") | 100 yds (4", 5", 6")

Solid Non-Linered: RPMTRA385IES - black Sizes: 25 yds (4", 6", 8", 12", 24")

Contrast Non-Linered: RPMTRA380IES5 - white

Sizes: 50 yds (7", 8", 9", 11" includes 1½" black border)

- ◆ May be applied in temperatures as cool as 40 degrees F.

380 AW Series ALL Weather High Performance Tape

Solid Non-Linered: RPMTRA380AW - white | RPMTRA381AW - yellow

Sizes: 20 yds (48") | 25 yds (10", 12", 16", 18", 24") | 60 yds (8")

Contrast Non-Linered: RPMTRA380AW5 - white

- ◆ Includes "extended season" adhesive for application during normal season, or during early/late season with surface prep adhesive.

270 ES Series Intersection Durable Tape

Solid Non-Linered: RPMTRA270ES - white | RPMTRA271ES - yellow
 Sizes: 20 yds (48") | 30 yds (4", 6", 8", 12", 16", 18", 24", 36") | 100 yds (4", 6")

- ◆ Exceptionally durable, long-lasting visibility, ideal for intersections.

710 Series Wet Reflective Removable Tape

Solid Non-Linered: RPMTRA710 - white | RPMTRA711 - yellow
 Sizes: 20 yds (48") | 40 yds (4", 6", 8") | 120 yds (4", 5", 6")

Contrast Non-Linered: RPMTRA7105 - white | RPMTRA7115 - yellow
 Sizes: 65 yds (7", 8", 9" includes 1½" black border)

Solid Non-Linered: RPMTRA715 - black Sizes: 40 yds (6", 8") | 120 yds (6", 8")

- ◆ Designed to perform for the duration of a normal construction season.
- ◆ Superior adhesion and conformability, fast and easy to apply and remove, and eliminates grinding.

PAVEMENT MARKINGS

380IES Series • 380AW Series • 270ES Series • 710 Series Pre-Cut Legends, Symbols and Arrows

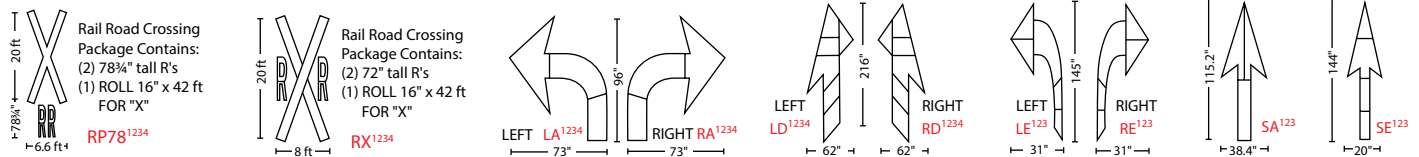
Symbols, Legends, Arrows Code

RPMTRMSL(XXXX)(XX)

1234 indicates availability in Series

Series Code

380IES¹ • 380AW² • 270ES³ • 710⁴



HotTape® Lines, Legends & Arrows

HotTape® Legends and Arrows

- ◆ Available in standard FHWA designs that are compliant with the Manual on Uniform Traffic Control Devices (MUTCD) including lines, arrows, bike lane markings, railroad markings and word legends such as "STOP", "ONLY", and "SCHOOL" plus many legends shown above on this page.
- ◆ Call a Customer Service Representative for Details.

HotTape® Lines

RPMTP90(##)03(XX) - 3ft length x various widths

Width (##): (04) 4" | (05) 5" | (06) 6" | (08) 8" | (12) 12" | (16) 16" | (18) 18" | (24) 24"

Colors (XX): (WH) White | (YE) Yellow (NOTE: Also available in 90-mil rolls and 125-mil lines)

For HotTape® Application (Cylinder SOLD Separately)

RPMTPMTORCH - Magnum Heat Torch w/ 30' Hose

RPMTPMTTROLLEY - Hot Tape Magnum Tank Trolley

PreMark® Lines, Legends & Arrows

PreMark® Lines, Legends and Arrows

- ◆ Available in the FHWA Standard sizes as shown in the Manual on Uniform Traffic Control Devices (MUTCD) similar to many legends shown above on this page as well as custom designs.
- ◆ Call a Customer Service Representative for Details.

PreMark® Lines

RPMTPPM125(##)03(XX) - 3ft length x various widths

Width (##): (04) 4" | (05) 5" | (06) 6" | (08) 8" | (12) 12" | (16) 16" | (18) 18" | (24) 24"

Colors (XX): (WH) White | (YE) Yellow

For PreMark Application use: (Cylinder SOLD Separately)

RPMTPPM2000EXHTORCH - Pre-Mark Flint 2000 EX Heat Torch 5" Nozzle

RPMTPPMC20LPGCYL - Pre-Mark C-20 Mark LPG Cylinder (20lb capacity)

RPMTPPMC40LPGCYL - Pre-Mark C-40 Mark LPG Cylinder (40lb capacity)



Inverted Tip Marking Paints, Wands and Machines

Water Based Marking Paint

Unleaded • APWA Approved • Cap-On Spray Mechanism

Stock# **RPMPITIPWB(XX)**

Colors (XX): (RE) Brilliant Red APWA
(WH) Brilliant White APWA | (FBU) Flo Caution Blue
(FOR) Flo Orange | (FPI) Flo Pink | (FPU) Flo Purple
(FGR) Flo Safety Green | (FRE) Flo Safety Red
(YE) Utility Yellow APWA

Solvent Based Marking Paint

More durable than water based paint • Unleaded
APWA Approved • Cap-On Spray Mechanism

Stock# **RPMPITIPSB(XX)**

Colors (XX): (BK) Asphalt Black | (BU) Blue APWA
(FBU) Flo Blue | (FPI) Flo Hot Pink
(FGR) Flo Neon Green | (FOR) Flo Orange
(FROR) Flo Red/Orange | (FRE) Flo Safety Red
(GR) Green APWA | (YE) Hi Vis Yellow APWA
(RE) Red APWA | (WH) Utility White APWA
(PU) Flo Purple

Marking Chalk

More permanent than water based paint
Unleaded • Non-Clogging Tip

Stock# **RPMPITIPMC(XX)**

Colors (XX): (BU) Blue | (GR) Green | (OR) Orange
(RE) Red | (WH) White | (YE) Yellow

Athletic Field Striping Paint

Water Based • VOC Compliant • Unleaded • APWA Colors

Stock# **RPMPITIPAFSA(XX)**

Colors (XX): (WH) White | (YE) Yellow | (OR) Orange
(FLOR) Flo Orange | (RBU) Royal Blue | (TGR) Turf Green

Pavement Striping Paint

30 Minute Dry Time • VOC Compliant • Unleaded

Stock# **RPMPITIPPS(XX)**

Colors (XX): (CUBK) Cover-Up Black
(FRE) Fire Lane Red | (HBU) Handicap Blue
(HWH) Highway White | (HYE) Highway Yellow



MULTIPLE CASE DISCOUNT

DROP SHIPS

- ◆ 20 oz. Krylon Cans
- ◆ Sold by Case (12 Cans/Case)



12" Hand-Held Wand
RPMPITIPHAND



34" Marking Wand
RPMPITIPMWAND



34" Marking Wand
w/flag holder RPMPITIPMWANDFH



34" Line-Up Striping Wand
RPMPITIPPSWAND

Pavement Striping Machine

RPMPITIPPSM

- ◆ Makes 2"-4" Line
- ◆ 18 gauge steel
- ◆ 7" Wheels
- ◆ Stores a full case of paint



APWA Uniform Color Code

- ◆ **White:** Proposed Excavation
- ◆ **Pink:** Temporary Survey Markings
- ◆ **Red:** Electric Power Lines, Cables, Conduit and Lighting Cables
- ◆ **Yellow:** Gas, Oil, Steam, Petroleum or Gaseous Materials
- ◆ **Orange:** Communication, Alarm or Signal Lines, Cables or Conduit
- ◆ **Blue:** Potable Water
- ◆ **Purple:** Reclaimed Water, Irrigation and Slurry Lines
- ◆ **Green:** Sewers and Drain Lines

Athletic Field Striping Machine

RPMPITIPAFSM

- ◆ 18 gauge steel
- ◆ 10" Wheels
- ◆ Stores a full case of paint



Marking Flags

◆ RSP950(XXXX)4521

Fluorescent Colors:
(FLGR) Flo Green | (FLLI) Flo Lime
(FLOR) Flo Orange | (FLPK) Flo Pink
(FLRR) Flo Rocket Red

◆ RSP951(XX)4521

Standard Colors:
(BK) Black | (BU) Blue | (CL) Clear
(GR) Green | (OR) Orange
(PU) Purple | (RE) Red | (SL) Silver
(WH) White | (YE) Yellow

- ◆ 4" x 5" flag w/21" wire staff is a Top Seller.



- ◆ Many other variations and custom printed flags are available (min qty of 1,000 on flag orders)



Reflective Glass Beads

Quick SHIP



RPMBEAD

BEST PRICE
40 Bag Pallet

- ◆ "Drop On" Glass Beads
- ◆ AASHTO Type I Specifications
- ◆ 50 Lb. Bags



Raised Pavement Markers available see page 104



RPMTRFOL200W0450 White
RPMTRFOL200Y0450 Yellow

Quick SHIP

Reflective temporary construction grade pavement tape withstands tough weather and road conditions. 4" X 50 yards

- ◆ Glass beads are dropped or sprayed upon pavement markings to produce a reflectorized marking.
- ◆ High end glass beads suitable for state DOT jobs and exceed city/county/parking lot specifications.

PAVEMENT MARKINGS



Graphic Word & Symbol Stencils

PAVEMENT MARKINGS

 <p>1 Piece Stencil</p> <p>Golf Cart RPM5033628GOLF 36"x28" 1/16" thick</p>	 <p>1 Piece Stencil</p> <p>Roller Blading In-Line Skating RPM5031620ROLLINSKT 16"x20" 1/16" thick</p>	 <p>1 Piece Stencil</p> <p>Baby & Stork RPM5034524STORK 45"x24" 1/16" thick</p>	 <p>1 Piece Stencil</p> <p>Baby & Carriage RPM5033236BABYCAR 32"x36" 1/16" thick</p>	 <p>1 Piece Stencil</p> <p>No Parking RPM50326NP 26" Diameter 1/8" thick</p>
 <p>1 Piece Stencil</p> <p>No Skateboards RPM50326NOSKT 26" Diameter 1/16" thick</p>	 <p>1 Piece Stencil</p> <p>Clean Up! Trash Your Trash RPM5031012TRASH 10"x12" 1/16" thick</p>	 <p>1 Piece Stencil</p> <p>Maltese Cross RPM5033737MALCROSS 37"x37" 1/8" thick</p>	 <p>2 Piece Stencil</p> <p>Fire Hydrant w/Arrow RPM5031833FIREHYDA 18"x33" 1/8" thick</p>	 <p>2 Piece Stencil</p> <p>Clean In Clean Out RPM5036060CLEAN 60"x60" 1/16" thick</p>
 <p>1 Piece Stencil</p> <p>No Roller Skating RPM503NOROLLBLADE 26" Diameter 1/16" thick</p>	 <p>2 Piece Stencil</p> <p>Speed Hump RPM5037272SPEEDHUMP 72"x72" 1/8" thick</p>	 <p>2 Piece Stencil</p> <p>Electric Charging Station/Parking Stalls RPM5034035ELECCHRG 40"x35" 1/8" thick</p>	 <p>1 Piece Stencil</p> <p>Electric Charging Station/Parking Stalls RPM5034344ELECCHRG 43"x44" 1/16" thick</p>	 <p>1 Piece Stencil</p> <p>Alt Parking Stall RPM50346ALTPARKSTALL 46" Diameter 1/8" thick</p>
 <p>STOP - Military Style RPM505(XX)MILITARYSTP (60) 60" (96) 96" 1/8" thick</p>	 <p>S-T-O-P RPM50560STOP 60" High 1/8" thick</p>	 <p>STOP RPM50596STOP 96" High 1/8" thick</p>	 <p>YIELD RPM50536YIELD 36" High 1/8" thick</p>	 <p>1 Piece Stencil</p> <p>Sewer Grate RPM5032436SEWER 24"x36" 1/8" thick</p>
 <p>Compact Car RPM5033630COMCAR 36"x30" 1/16" thick</p>	 <p>1 Piece Stencil</p> <p>Motorcycle Parking RPM5033625MOTORPARK 36"x25" 1/8" thick</p>	 <p>1 Piece Stencil</p> <p>Electric Charging Station/Parking Stalls RPM50345ELECCHRG 45" Diameter 1/16" thick</p>	 <p>BUCKLE-UP! RPM5039628BUCKLE 96"x28" 1/8" thick</p>	 <p>Barricade Stripe RPM5030672B5 6"x72" 1/8" thick</p>
 <p>1 Piece Stencil</p> <p>Electric Charging Station Parking Stalls RPM5032056ELECCHRG 20"x56" 1/8" thick</p>	 <p>1 Piece Stencil</p> <p>Low-Emitting & Fuel Efficient Vehicle RPM5034824LOWEMFUELV 48"x24" 1/8" thick</p>	 <p>1 Piece Stencil</p> <p>Compact Car RPM5033648COMCAR 36"x48" 1/8" thick</p>	 <p>Circle RPM508XXCIRCLEPLAY Custom Size 4"-30" 1/8" thick</p>	 <p>Tic Tac Toe with 4 X' & 4 O's RPM5081212TTTKIT 12"x12" 1/8" thick</p>
 <p>Child Running RPM5032548CRUN 25"x48" 1/8" thick</p>	 <p>Pedestrian Crossing RPM5034060PEDCROSS 36"x60" 1/8" thick</p>	 <p>1 Piece Stencil</p> <p>No Pedestrians RPM50342NOPEDESTRIAN 42" Diameter 1/16" thick</p>	 <p>1 Piece Stencil</p> <p>Recycle RPM50336RECYCLE 36" Diameter 1/8" thick</p>	 <p>1 Piece Stencil</p> <p>No Smoking RPM50336NS 36" Diameter 1/8" thick</p>
 <p>DRIVE THRU THANK YOU McDonald's Kit RPM503MCDONALDSKIT 34" Letters 42" Circles 1/8" or 1/16" thick</p>	 <p>Leaf w/Roadway Low Emit Fuel RPM5033655LEAFROAD 36"x55" 1/16" thick</p>	 <p>Double Leaf - Low Emitting Fuels RPM5034040DBLEAF 40"x40" 1/8" thick</p>	 <p>LOOK! Crosswalk Awareness RPM503(XX)LOOK (12) 12" or (16) 16" letters 1/8" thick</p>	 <p>Line Stencil RPM50104144LINE 4"x144" 1/16" thick</p> <p>Crosswalk Bar RPM501(XXXX)CROSSBAR 24" or 36" x72" 1/8" thick</p>

Federal Spec. Arrow Stencils

<p>Multi-Purpose 22" Straight Arrow RPMS0222ARROWS 1/8" thick</p>	<p>Multi-Purpose 24" Curved Arrow RPMS0224ARROWC 1/8" thick</p>	<p>1 Piece Stencil 5' Straight Arrow RPMS0205ARROWS 5' Curved Arrow RPMS0205ARROWC 1/8" thick</p>	<p>6' Curved & Straight Arrow ALL 3 PCS RPMS0206ARROWCS 6' Straight Arrow - 2 PCS RPMS0206ARROWS 6' Curved Arrow - 2 PCS RPMS0206ARROWC 1/8" thick</p>	<p>Arrow A RPMS0236ARROWASC 36" L x 18" W x 10" wide tail (Both Straight & Curve Arrow included) 1/8" thick</p> <p>Arrow B RPMS0236ARROWBSC 36" L x 24" W x 12" wide tail (Both Straight & Curve Arrow included) 1/8" thick</p> <p>48" Arrow C RPMS0248ARROWCSC 48" L x 24" W x 14" wide tail (Both Straight & Curve Arrow included) 1/8" thick</p>
<p>Curved Arrow RPMS0208ARROWCF 72" x 8" 1/8" thick</p>	<p>Curved/Straight Combo Tail RPMS021207ARROWCOMF Size: 44" x 7" 1/8" thick</p>	<p>Straight Arrow RPMS0295ARROWSF 38" x 9.5" 1/8" thick</p>		
<p>RPMSPA0236ARROWC Size: 36" x 144" 1/8" thick 2 Piece Stencils</p> <p>RPMSPA0220ARROWS 2 Piece Stencils Size: 20" x 144" 1/8" thick</p> <p>PENN DOT Spec Arrows</p>	<p>California Loop RPMSCA01LOOPXXX (35 SIZES AVAILABLE) 1/8" thick</p>	<p>Lane Reduction Arrow RPMS0218ARROWLRF 18' long x 5'6" wide 1/8" thick</p>	<p>U-Turn Arrow RPMS0208ARROWUF 8' long x 9'2" wide 1/8" thick</p>	

Universal Arrow Stencils

<p>8' Straight Arrow RPMS0208ARROWS</p>	<p>8' Curved Arrow RPMS0208ARROWC 1/8" thick</p>	<p>4" Outlined Straight Arrow RPMS0204ARROWSOUT 1/8" thick</p>	<p>4" Outlined Curved Arrow RPMS0204ARROWCOUT 1/8" thick</p>	<p>Curved/Straight Arrow 6' Kit - 3PC RPMS0206ARROWKIT3 Straight Arrow - 37" Curve Arrow - 43" 1/8" thick</p>
<p>Arrow Kit - 2PC RPMS0242ARROWKIT2 20" Wide x 42" High 1/8" thick</p>	<p>1 Piece Stencil 6' Straight Thin Arrow RPMS0206ARROWST1</p>	<p>1 Piece Stencil 6' Arrow Combination RPMS0206ARROWCOM 1/8" thick</p>	<p>Universal Arrow Kit - 3PC RPMS02ARROWKITU3 1/8" thick</p>	<p>Curved/Straight Arrow Kit - 3PC RPMS0322ARROWKITCOM3 1/8" thick</p>



Word Stencils

4" High Letters	
RPMS0504COM	COMPACT
RPMS0504CUS	CUSTOMER
RPMS0504FIRE	FIRE
RPMS0504GUEST	GUEST
RPMS0504H	HANDICAP
RPMS0504LANE	LANE
RPMS0504LOAD	LOADING
RPMS0504MGR	MANAGER
RPMS0504MIN	MIN
RPMS0504ND	NO DIVING
RPMS0504NP	NO PARKING
RPMS0504NROLL	NO ROLLER BLADING
RPMS0504NR	NO RUNNING
RPMS0504ONLY	ONLY
RPMS0504P	PARKING
RPMS0504RESI	RESIDENT
RPMS0504RES	RESERVED
RPMS0504SKT	SKATEBOARDING
RPMS0504VIS	VISITOR
RPMS0504WFWS	
WAIT FOR WALK SIGNAL	
RPMS0504ZONE	ZONE

6" High Letters	
RPMS0506ACC	ACCESSIBLE
RPMS0506COM	COMPACT
RPMS0506EXIT	EXIT
RPMS0506FIRE	FIRE
RPMS0506H	HANDICAP
RPMS0506LANE	LANE
RPMS0506LOAD	LOADING
RPMS0506ND	NO DIVING
RPMS0506NR	NO RUNNING
RPMS0506NSK	NO SKATEBOARDING
RPMS0506NS	NO SMOKING
RPMS0506NP	NO PARKING
RPMS0506ONLY	ONLY
RPMS0506P	PARKING
RPMS0506RES	RESERVED
RPMS0506SL	
STOP - LOOK	
RPMS0506VAN	VAN
RPMS0506VIS	VISITOR
RPMS0506ZONE	ZONE

8" High Letters	
RPMS0508ASST	ASST
RPMS0508CARS	CARS
RPMS0508CHIEF	CHIEF
RPMS0508COM	COMPACT
RPMS0508CUS	CUSTOMER
RPMS0508DOC	DOCTOR
RPMS0508FIRE	FIRE
RPMS0508H	HANDICAP
RPMS0508LANE	LANE
RPMS0508LOAD	LOADING
RPMS0508MGR	MGR
RPMS0508NP	NO PARKING
RPMS0508ONLY	ONLY
RPMS0508P	PARKING
RPMS0508PRES	PRESIDENT
RPMS0508RES	RESERVED
RPMS0508SEN	SENIOR
RPMS0508STA	STAND
RPMS0508TAXI	TAXI
RPMS0508VICE	VICE
RPMS0508VIS	VISITOR
RPMS0508ZONE	ZONE

10" High Letters	
RPMS0510ASST	ASST
RPMS0510CARS	CARS
RPMS0510CHIEF	CHIEF
RPMS0510COM	COMPACT
RPMS0510CUS	CUSTOMER
RPMS0510DOC	DOCTOR
RPMS0510FIRE	FIRE
RPMS0510H	HANDICAP
RPMS0510LANE	LANE
RPMS0510LOAD	LOADING
RPMS0510MGR	MANAGER
RPMS0510MGR	MGR
RPMS0510NP	NO PARKING
RPMS0510OW	ONE WAY
RPMS0510ONLY	ONLY
RPMS0510P	PARKING
RPMS0510PRES	PRESIDENT
RPMS0510RESC	RESERVED (CONDENSED)
RPMS0510RES	RESERVED
RPMS0510SEN	SENIOR
RPMS0510STA	STAND
RPMS0510STOP	STOP
RPMS0510TAXI	TAXI
RPMS0510VICE	VICE
RPMS0510VIS	VISITOR
RPMS0510ZONE	ZONE

9" High Letters	
1 Piece Stencil RPMS0509NP	NO PARKING
1 Piece Stencil RPMS0509SS	SLOW SPEED

12" High Letters	
RPMS0512COM	COMPACT
RPMS0512CUS	CUSTOMER
RPMS0512DO	DO
RPMS0512DRIVE	DRIVE
RPMS0512ENTER	ENTER
RPMS0512EXIT	EXIT
RPMS0512FIRE	FIRE
RPMS0512LANE	LANE
RPMS0512LOAD	LOADING
RPMS0512NO	NO
RPMS0512NOT	NOT
RPMS0512ONLY	ONLY
RPMS0512P	PARKING
RPMS0512RES	RESERVED
RPMS0512STOP	STOP
RPMS0512THRU	THRU
RPMS0512VIS	VISITOR
RPMS0512ZONE	ZONE

18" High Letters	
RPMS0518DO	DO
RPMS0518DRIVE	DRIVE
RPMS0518ENTER	ENTER
RPMS0518EXIT	EXIT
RPMS0518FIRE	FIRE
RPMS0518IN	IN
RPMS0518LANE	LANE
RPMS0518NO	NO
RPMS0518NOT	NOT
RPMS0518ONE	ONE
RPMS0518ONLY	ONLY
RPMS0518OUT	OUT
RPMS0518P	PARKING
RPMS0518STOP	STOP
RPMS0518THRU	THRU
RPMS0518WAY	WAY
RPMS0518ZONE	ZONE



RPMS0510OW



24" High Letters

RPMS0524NO	NO
RPMS0524P	PARKING
RPMS0524DO	DO
RPMS0524NOT	NOT
RPMS0524FIRE	FIRE
RPMS0524LANE	LANE
RPMS0524ZONE	ZONE
RPMS0524ENTER	ENTER
RPMS0524EXIT	EXIT
RPMS0524DRIVE	DRIVE
RPMS0524THRU	THRU
RPMS0524LOAD	LOADING
RPMS0524ONE	ONE
RPMS0524WAY	WAY
RPMS0524STOP	STOP
RPMS0524ONLY	ONLY
RPMS0524SLOW	SLOW
RPMS0524AHEAD	AHEAD

48" High Letters

1 & 2 Piece Stencils • Made from Durable 1/8" Poly Material





RPMS0548DRIVE -2pc



RPMS0548DO -1pc



RPMS0548LANE -1pc



RPMS0548AHEAD -2pc



RPMS0548THRU -1pc



RPMS0548NOT -1pc



RPMS0548NO -1pc



RPMS0548YIELD -2pc



RPMS0548EXIT -1pc



RPMS0548ONLY -1pc



RPMS0548ENTER -2pc



RPMS0548SLOW -1pc



RPMS0548STOP -1pc

Bicycle Lane Stencils



Bike Lane (no helmet)
RPMS03(XXX)BLANE
(1733)17"x33" | (2448) 24"x48"
1/8" thick



Bike Trail
RPMS036540BTRAIL
65"x40" | 1/8" thick



Bike Lane (w/helmet)
RPMS0340(XX)BLANEH
40"x(60)" or (72)" | 1/8" thick



Bicycle Diamond
RPMS033672BICDIA
36"x72" | 1/8" thick



² Piece Stencil
Bike Shared Lane
RPMS0340(XXX)SHAREBIC
40" x (111)" or (69)" | 1/8" thick

Railroad Stencils



6' RR XING
(PENNDOT SPEC)
"R" - RPMSPA0366RR
"X" - RPMSPA03RRX
² Piece Stencil
1/8" thick



6' Fed "R" for Railroad XING
RPMS0306RRXCROSS
"X" for Railroad XING
RPMS0320RRX
² Piece Stencil
1/8" thick



5' Fed "R" for Railroad XING
RPMS0305RRXCROSS
"X" for Railroad XING
RPMS0320RRX
² Piece Stencil
8ft wide x 20 ft high
1/8" thick

Handicap/Disabled Stencils

12" x 18" ADA SYMBOLS • 6" Wording • 1 Piece Stencils
• Made from Durable 1/8" Poly Material



RPMS05ADANP



RPMS05ADAVAN




RPMS05ADAHP




Active Handicap - 1/8" thick
RPMS033628H | 36"x28"
Active Handicap (NY SPEC)
RPMSNY034536H | 45"x36"
1/8" thick



² Piece Stencil
Walmart ADA Handicap
RPMS0508472WALADAH2
(8472) 84"x72"
1/8" thick



RPMS032032HB20"x32" Handicap Symbol w/Border
Stencils are 1/8" thick



RPMS031812H1 12"x18" Handicap Symbol (1.25" Stroke)
RPMS033224H2 32"x24" Handicap Symbol (2" stroke)
RPMS034133H25 41"x33" Handicap Symbol (2.5" stroke)
RPMS034236H35 42"x36" Handicap Symbol (3.5" stroke)
Stencils are 1/8" thick



Aluminum Barrier Mount Delineators



The Brite-Max Delineator is the best delineator on the market for combined safety and durability. The Aluminum body provides long life in all climates in both work zone and permanent installations.

- ◆ **PRODUCT ID:** BMJB(XXX)(X)(XX)(S/D)
- ◆ **Reflective Size (XXX):** (009) 3" x 3" **Tab Size:** 2"
 (012) 4.25" x 3.5" **Tab Size:** 2" | (015) 3" x 5" **Tab Size:** 3"
 (048) 6" x 8" **Tab Size:** 3" | (072) 6" x 12" **Tab Size:** 3"
 (096) 8" x 12" **Tab Size:** 3" | (100) 10" x 10" **Tab Size:** 3"
- ◆ **3M[®] Reflective Sheeting (X):** (H) High Intensity Prismatic (3) DG3 Diamond Grade Cube
- ◆ **Quick Ship Colors (XX):** (WH) White | (YE) Yellow (FY) Fluorescent Yellow | (OR) Fluorescent Orange
- ◆ **Reflective Sides (S/D):** (S) Single-Sided | (D) Double-Sided
- ◆ **Body Substrate:** .080" Aluminum provides long life in all climates in both work zone and permanent installations.
- ◆ **Compatibility:** The Brite-Max Barrier Mount Delineators can be used for top or side mount applications on concrete barriers and wooden guardrail posts.



All non-stock standard reflective sheeting colors and types available by custom order. Call customer service at 1-800-367-1492 for details.

- ◆ Utilize Brite-Max Delineators for many other purposes such as utilities, incident management, parks and recreation areas.

PAVEMENT MARKINGS



SCAN QR codes with Smart Phone camera to view product videos.

Key features of Portable Concrete Barrier Markers

- ◆ Brite-Max BMJBs are becoming DOT approved nationwide in states which prefer durable aluminum over plastic!
- ◆ Plastic PCBMs meet specifications nationwide.
- ◆ Also known as a "Jersey" Barrier Marker. Typical applications include temporary and permanent concrete barriers, concrete bridge parapets and wooden guardrail posts. BMJB bases are pre-drilled for either adhesive or bolt mounting.
- ◆ **Installation:** BMJBs have 3/8" holes pre-drilled for permanent 5/16" hardware installations. Use adhesives for a quick, reliable and less labor intensive installation. Standard pavement marking adhesives are available for purchase. Also, Dapco brand 795A Adhesive (RPMAEPOXYTUBE1P) is available through special order by calling customer service at 1-800-367-1492.



Portable Concrete Barrier Markers

- ◆ **PRODUCT ID:** RDBM(XXX)(X)(XX)(S/D)
- ◆ **Reflective Size (XXX):** (PCBM09) 9" sq in | (PCBM12) 12" sq in | (PCBM15) 15" sq in | (PCBML16) 32" sq in | (LITTLEDOG) 72" sq in | (BIGDOG) 96" sq in
- ◆ **3M[®] Reflective Sheeting (X):** (H) High Intensity Prismatic (3) DG3 Diamond Grade Cube | (D) Orange VIP Diamond Grade
- ◆ **Colors (XX):** (WH) White | (YE) Yellow (OR) Fluorescent Orange
- ◆ **Reflective Sides (S/D):** (S) Single-Sided | (D) Double-Sided
- ◆ **Body Substrate:** UV-stabilized polymers for long life in both work zones and permanent installations.
- ◆ **Compatibility:** PCBM's can be used for top and/or side mount applications.


PCBM-9
 • HIP White or Yellow Sheeting
 • Side or Top Mount




PCBM-12
 • White or Yellow HIP -or-DG3 Sheeting
 • Side or Top Mount



PCBM-15
 • HIP White or Yellow Sheeting
 • Top Mount Only



PCBM-L16
 • HIP White or Yellow Sheeting
 • Top Mount Only



LITTLE DOG
 • DG Orange Fluorescent Sheeting
 • Top Mount Only



BIG DOG
 • DG Orange Fluorescent Sheeting
 • Top Mount Only



Flexible Hinged Barrier Markers

- ◆ **PRODUCT ID:** RDBMPCBMT9(H)(XX)(S/D)
- ◆ **Reflective Sheeting Size:** 9 sq in of High Intensity Prismatic
- ◆ **3M[®] Reflective Sheeting:** (H) High Intensity Prismatic
- ◆ **Colors (XX):** (WH) White | (YE) Yellow
- ◆ **Reflective Sides (S/D):** (S) Single-Sided | (D) Double-Sided
- ◆ **Body Substrate:** UV-stabilized polymers for long life in both work zones and permanent installations.
- ◆ **Compatibility:** The PCBM-T9 is a hinged version of the PCBM-9 and is designed for use on top of movable barrier systems.




Flexible Hinged Barrier Markers

- ◆ **PRODUCT ID:** RDGRDFT(H)(XX)(S/D)
- ◆ **Reflective Sheeting:** (H) 12" sq in of High Intensity Prismatic
- ◆ **Colors (XX):** (WH) White | (YE) Yellow
- ◆ **Reflective Sides (S/D):** (S) Single-Sided | (D) Double-Sided
- ◆ **Body Substrate:** Marker body made of rigid PVC with co-extruded 80 durometer polyurethane acting as working hinge.
- ◆ **Compatibility:** Designed for use on top of movable barrier systems.

FLEXTAB-12

HIP Sheeting



JD Cube Barrier Markers

- ◆ **PRODUCT ID:** RDBMJD(1/2)(XX)
- ◆ **Size:** approx 3" x 5.25" x 2.5"
- ◆ **Reflective Size:** approx 9.5" sq. in.
- ◆ **Reflective Sides (1/2):** (1) Single-Sided | (2) Double-Sided
- ◆ **Colors (XX):** (WH) White | (YE) Yellow
- ◆ **Body Substrate:** ABS and Acrylic
- ◆ The JD Cube is bright! Exceeds all state and federal brightness standards.



MUTCD Guidance

About Delineators

- ◆ Delineators are beneficial at locations such as at lane-reduction transitions and curves and provide effective guidance at night and during adverse weather conditions. Refer to the MUTCD for more information.
- ◆ Retroreflective elements for delineators shall have a minimum dimension of 3 inches.
- ◆ Delineators are considered guidance devices rather than warning devices.
- ◆ Delineators may be used on long continuous sections of highway or through short stretches where there are changes in horizontal alignment.

Color Definitions

- ◆ **WHITE:** Lane markings or to mark the right pavement edge.
- ◆ **YELLOW:** Separate traffic moving in opposite directions, or mark the left pavement edge on one-way roadways.
- ◆ **RED:** Used to warn motorists of "Do Not Enter" or "Wrong Way". Also, delineators shall be red when used on a truck escape ramp.
- ◆ **BLUE:** Used to mark the location of fire hydrants on the shoulder or at the curb.
- ◆ **GREEN:** Used for snowplow markings.
- ◆ **ORANGE:** Used in construction work zone areas.

Brite-Max Butterfly Guardrail Delineators

SCAN QR codes with Smart Phone camera to view product videos.

The Aluminum body of Brite-Max Delineators provides long life in all climates and provide effective guidance at night, in low light and adverse weather conditions.



- ◆ **PRODUCT ID:** BMGRD(XXX)(1/2)(X)(XX)
- ◆ **Installation Type (XXX):** (567) Slot installs on existing guardrail bolt (818) Hole installs on new guardrail
- ◆ **Reflectivity:** Provides 8.5" square inches of reflectivity.
- ◆ **Reflective Sides (1/2):** (1) Single-Sided* | (2) Double-Sided
- ◆ **3M Reflective Sheeting (X):**
(H) High Intensity Prismatic | (3) DG3 Diamond Grade Cube
- ◆ ***NOTE:** Industry Standard for Single-Sided Reflective placement on the side that bends towards the fork side as shown in images. Custom orders for non-standard single-sided reflective placement is available by custom order, call 1-800-367-1492.
- ◆ **Reflective Colors (XX):** (WH) White | (YE) Yellow | (FYE) Fluorescent Yellow
- ◆ **Body Substrate:** .080" Aluminum provides long life in all climates in both work zone and permanent installations.
- ◆ **Compatibility:** Butterfly shape fits in the center channel for protection from accidental damage or vandalism.
- ◆ Illuminate invisible guardrails at night with bright reflective markers that provide clear delineation.
- ◆ **MUTCD Guidance:** Meets the minimum MUTCD requirements for reflectivity.
- ◆ Utilize Brite-Max Delineators for many other purposes such as utilities, incident management, parks and recreation areas. Standard reflective sheeting colors available by custom order. Call customer service at 1-800-367-1492 for details.



W-Beam/Butterfly Guardrail Delineators

- ◆ **W-Beam/Butterfly Style Reflectors** provide effective guidance at night, in low light and adverse weather conditions.
- ◆ **Compatibility:** Fit in the center channel of guardrails for protection from accidental damage or vandalism.



RDGRD-18

Round Steel - Bolt On

- ◆ **PRODUCT ID:** RDGRD18(X)(XX)
- ◆ **Reflectivity:** Provides 7" sq in of reflectivity. Meets or exceeds photometric standards.
- ◆ **Reflective Sides (X) Colors (XX):**
(1)(WH) Single-Sided White
(1)(YE) Single-Sided Yellow
(2)(WY) Double-Sided White/Yellow Bi-Directional
- ◆ **Size:** 3.25" Diameter
- ◆ **Body Substrate:** Galvanized steel bracket w/plastic reflector



RDGRD-AGR

Round Poly - Glue On

- ◆ **PRODUCT ID:** RDGRDAGR(X)(XX)
- ◆ **Reflectivity:** Provides 7" sq in of reflectivity. Meets or exceeds photometric standards.
- ◆ **Reflective Sides (X):**
(1) One-Sided | (2) Double-Sided
- ◆ **Colors (XX):**
(WH) White | (YE) Yellow
- ◆ **Size:** 3.25" Diameter
- ◆ **Body Substrate:** Polycarbonate bracket w/plastic reflector



RDGRD-567

Butterfly Steel - Bolt On

- ◆ **PRODUCT ID:** RDGRD567(X)(H)(XX)
- ◆ **Reflective Sheeting:** 8" sq in of (H) High Intensity Prismatic
- ◆ **Reflective Sides (X) Colors (XX):**
(1)(WH) Single-Sided White
(1)(YE) Single-Sided Yellow
(2)(WH) Double-Sided White
(2)(YE) Double-Sided Yellow
(2)(WHYE) Double-Sided White/Yellow Bi-Directional
- ◆ **Body Substrate:** Galvanized Steel



RDGRD-721

Butterfly Poly - Glue On

RDGRD-717

Butterfly Poly - Bolt On

- ◆ **PRODUCT ID:** RDGRD(XXX)(X) (H) (XX)
- ◆ **Reflective Sheeting:** 8" sq in of (H) High Intensity Prismatic
- ◆ **Install Type (XXX):**
(717) Bolt Slot | (721) Glue-On
- ◆ **Reflective Sides (X):**
(1) Single-Sided | (2) Double-Sided
- ◆ **Colors (XX):**
(WH) White | (YE) Yellow
- ◆ **Body Substrate:** Polycarbonate

Brite-Max A-Style Barrier/Guardrail Delineators

SCAN QR codes with Smart Phone camera to view product videos.

Brite-MAX

The Brite-Max A-Style Delineators offer a unique style for the ultimate in delineation.



BMGA-04
Barrier Top Mount Only



BMGA-025
Barrier Top or Side Mount
Guardrail Mount

- ◆ **PRODUCT ID:** BMG(ASTYLE)(X)(XX)(S/D)
- ◆ **A-STYLE (A04)**
Reflectivity: 18.5" sq in
Body Size: 10.375" x 4" x 4" in bent position.
Installation: (2) 4" x 1.25" mounting surfaces, (2) 1/4" diameter holes for fasteners and (6) 1/4" x 1 1/4" obround holes to assist with adhesion.
Compatibility: Concrete barriers top mounting only.
- ◆ **A-STYLE (A025)**
Reflectivity: 11" sq in
Body Size: 6.5" x 4" x 2.5" in bent position.
Installation: (2) 4" x 3/4" mounting surfaces, (2) 1/4" diameter holes for fasteners and (4) 3/16" x 3/4" obround holes to assist with adhesion.
Compatibility: Concrete barriers mounting on top and/or on the side or guardrail post mount.
- ◆ **3M[®] Reflective Sheeting (X):**
(H) High Intensity Prismatic | (3) DG3 Diamond Grade Cube
- ◆ **Reflective Colors (XX):** (WH) White | (YE) Yellow (FYE) Fluorescent Yellow
- ◆ **Reflective Sides (S/D):** (S) Single-Sided | (D) Double-Sided
- ◆ **Body Substrate:** .080" Aluminum provides long life in all climates in both work zone and permanent installations.
- ◆ **MUTCD Guidance:** Meets the minimum MUTCD requirements for reflectivity.
- ◆ **NOTE:** Adhesive and hardware, sold separately.
- ◆ Utilize Brite-Max A-Style Delineators for many other purposes such as utilities, incident management, parks and recreation areas. Standard reflective sheeting colors available by custom order. Call customer service at 1-800-367-1492 for details.




Brite-Max Utility-View Reflectors

- ◆ **PRODUCT ID:** BMUV(X)(XX)(XXXX)
- ◆ **3M[®] Reflective Sheeting (X):**
(H) High Intensity Prismatic | (3) DG3 Diamond Grade Cube
- ◆ **Colors (XX):** (YE) Yellow | (FY) Fluorescent Yellow | (WH) White (RE) Red | (OR) Fluorescent Orange | (FG) Fluorescent Yellow-Green
- ◆ **Size (XXXX):** (01536) 1.5" x 36" | (01560) 1.5" x 60" | (0436) 4" x 36" (0460) 4" x 60" | (0636) 6" x 36" | (0660) 6" x 60"
- ◆ **Material:** .040" Aluminum
- ◆ The flexible bands are designed to wrap around utility poles, as well as marking transformer covers, and other potential hazards for pedestrians and motorists. Suitable for both rural and urban areas.
- ◆ **Compatibility:** 36" long reflectors fit 11.46" diameter utility poles and 60" long reflectors fit 19.09" diameter utility poles.
- ◆ **Installation:** Reflectors can be cut with tin snips to mark poles with other diameters. The .040" aluminum is both rigid and flexible, which allows quick and easy installation around wood utility poles using roof nails, staples, or screws. A combination of these fasteners as well as adhesives can be used to mount them to other surfaces. Tools, hardware and adhesives, sold separately.
- ◆ Utility-View Reflectors can be ordered with VHB tape on the back, in other colors and with reflective or non-reflective numbers to better identify locations.

Brite-MAX

Utility-View Reflective Flexible Bands help increase safety by increasing visibility both day and night.



Brite-Max Guardrail Delineators



Multi-View



Illuminate invisible guardrails at night with bright reflective markers that provide clear delineation.

The Brite-Max Multi-View Delineator is the best delineator on the market for combined safety and durability.



Single-View

- ◆ **PRODUCT ID: BMGS(XXXX)(X)(XX)(S/D)**
- ◆ **Single-View Sizes (XXXX): (0415)** 4" x 15" body with 4" x 8" reflective sheeting provides 32" square inches of reflectivity
(0427) 4" x 27" body with 4" x 12" reflective sheeting provides 48" square inches of reflectivity
(0327) 3" x 27" body with 3" x 12" reflective sheeting provides 36" square inches of reflectivity
- ◆ **Multi-View Sizes (XXXX):**
(MV0415) 3.75" x 15" x .75" body with 4" x 8" reflective sheeting provides 32" square inches of reflectivity
(MV0427) 3.75" x 27" x .75" body with 4" x 12" reflective sheeting provides 48" square inches of reflectivity
- ◆ **3M Reflective Sheeting (X):**
(H) High Intensity Prismatic | **(3)** DG3 Diamond Grade Cube
- ◆ **Colors (XX): (WH)** White | **(YE)** Yellow | **(FY)** Fluorescent Yellow
- ◆ **Reflective Sides (S/D): (S)** Single-Sided | **(D)** Double-Sided
- ◆ **Body Substrate:** Non-hinged .080" Aluminum provides long life in all climates in both work zone and permanent installations.

- ◆ The **Single-View** is a durable, economical marker that provides an efficient way to delineate guardrails day and night.
- ◆ The long term durability of aluminum backing plus the extreme angularity of the **Multi-View** profile combine to form an unbeatable product.
- ◆ **Compatibility:** Easy to install on wooden guardrail posts. Guardrail reflectors can be either adhesively or bolt mounted to metal guardrails.
- ◆ **NOTE:** Adhesive and hardware, sold separately.
- ◆ Utilize Brite-Max Delineators for many other purposes such as utilities, incident management, parks and recreation areas. Standard reflective sheeting colors available by custom order. *Call customer service at 1-800-367-1492 for details.*



Guardrail Mount Delineators

Fits over steel I-beam guardrail posts



- I-Flex Hinged**
- ◆ **PRODUCT ID:** RDGRDIFLEX12(H)(XX)(S/D)
 - ◆ **Reflective Sheeting:** 3" x 4" with 12" sq in
(H) High Intensity Prismatic
 - ◆ **Reflective Colors (XX)**
(WH) White | **(YE)** Yellow
 - ◆ **Sides (S/D) :**
(S) Single | **(D)** Double
 - ◆ **Bi-Directional: (WHYE)(D)**
Double-Sided White/Yellow
 - ◆ **Body Substrate:** Resin body & polyurethane hinge




- S-Flex Hinged**
- ◆ **PRODUCT ID:** RDGRDSFLEX (H)(XX)(S/D)
 - ◆ **Reflective Sheeting:** **(H)** High Intensity Prismatic
 - ◆ **Reflective Colors (XX)**
(WH) White | **(YE)** Yellow
 - ◆ **Sides (S/D) :**
(S) Single-Sided
(D) Double-Sided
 - ◆ **Body Size:** 4" x 8.75"
 - ◆ **Body Substrate:** Resin body & polyurethane hinge



- Flex-Rail Hinged**
- ◆ **PRODUCT ID:** RDGRDFR(X)(H)(XX)(S/D)
 - ◆ **Body Size (X): (3)** 3" x 5.75" with 12" sq in of sheeting or **(4)** 4" x 5.75" with 16" sq in of sheeting
 - ◆ **Reflective Sheeting:** **(H)** High Intensity Prismatic
 - ◆ **Reflective Colors (XX)**
(WH) White | **(YE)** Yellow
 - ◆ **Sides (S/D) :**
(S) Single | **(D)** Double
 - ◆ **Body Substrate:** PVC body & polyurethane hinge




- Straight-Flex Non-Hinged**
- ◆ **PRODUCT ID:** RDGRP(OPTIONS)
 - ◆ **Body Color:** White
 - ◆ **Body Size:** 3" x 13"
 - ◆ **Reflective Sheeting:** High Intensity Prismatic
 - ◆ **Reflective Colors:** White | Yellow
 - ◆ **Sides:** Single | Double
 - ◆ **Reflective Sizes:** 3" x 5"
 - ◆ **Body Substrate:** Resin



- Flex-Post Non-Hinged**
- ◆ **PRODUCT ID:** RDGRPF(OPTIONS)
 - ◆ **Body Colors:** Yellow, White, Grey
 - ◆ **Body Sizes:** 3"x27" | 4"x27"
 - ◆ **Profiles:** 3" Dual Curve or 3" or 4" Single Curve
 - ◆ **Reflective Sheeting:** High Intensity Prismatic
 - ◆ **Reflective Colors:** White, Yellow
 - ◆ **Reflective Sizes:** 3" x 8" | 3" x 12"



Ground Mount Flex Delineators & Markers



Boundary Marker

Economical survey marker is designed for marking trails and boundaries.

RPOFDGGBS(##)(XX)

Lengths (##):
(66) 66" | (72) 72"

Color (XX):
(OR) Orange



Utilimark

Design with a thicker middle for easier installation into hard soil.

RPOFDGGFT(##)(XX)

Lengths (##):
(62) 62" | (66) 66" | (72) 72"

Colors (XX): (BR) Brown
(YE) Yellow (WH) White
(OR) Orange | (RE) Red
(GR) Green | (BU) Blue




Triple Rail

Use as a roadway delineator or as a marker for buried utilities.

RPOFDGGTF(##)(XX)

Lengths(##): (62) 62"
(66) 66" | (72) 72"

Colors (XX): (BR) Brown
(YE) Yellow (WH) White
(OR) Orange | (RE) Red
(GR) Green | (BU) Blue



Boundary Marker

Use Boundary Marker, Utilimark or Triple Rail Markers for marking property. Over 90 legends available.

Boundary Decals

RPOFDGGZD(R/V)(XX)

(R) High Intensity Prismatic
(V) Non-Reflective Vinyl

Legends (XX):
(WPSM) Witness Post Survey Marker
(PB) Property Boundary
(ROW) Right of Way

Optional Anchors



Fiberglass Anchor

RPOFDGGZAGI
For stability in soft or sandy conditions. Includes (1) one pre-installed fiberglass anchor.

Fiberglass Anchor Kit

RPOFDGGZAGK
Includes (10) ten anchors plus rivets for installation onto flexible markers.



Rivet Gun

RHRBALMGUN
For installation of anchors to flexible markers with kit rivets.



Brite-Max Fire Plug-View Hydrant Marker

Reflectors

BMPV3(XX)

(XXXXXX)

Reflective (XX):
(3) DG3 Diamond Grade Cube

Colors (XX): (WH) White | (YE) Yellow
(RE) Red | (BU) Blue | (GR) Green
(FY) Fluorescent Yellow
(FG) Fluorescent Yellow-Green
(OR) Fluorescent Orange


Collar Sizes (XXXXXX):
(010030) 1" x 30"
(017530) 1.75" x 30"

Fire Hydrant Marker

Use Utilimark Marker as a Fire Hydrant Marker to locate hydrants in low visibility areas.

Fire Hydrant Decal


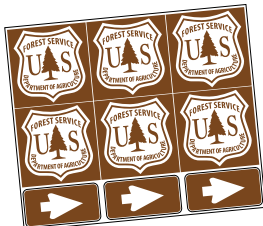
RPOFDGGZD(R/V)FH
(R) High Intensity Prismatic
(V) Non-Reflective Vinyl



Recreation Decals

Available for agencies such as National Park Service, Bureau of Land Management, Corps of Engineers, Department of the Interior, Fish and Wildlife Service, NOAA, Bureau of Indian Affairs, and National Forest Service. Call for details.

Standard & Customized Decals Available



911 Marker

Utilimark and Triple Rail Markers are ideal as an emergency 911 marker.

4" Reflective Die Cut Series B Letters & Numbers

DC(H)WHL04B
(H) High Intensity Prismatic
Other sizes and options available.



Fiberglass Snow Pole Markers

Composite fiberglass snow poles improve roadway demarcation for motorists and snow removal crews.

RDSNOWGR(XXX)(##)

Thickness (XXX): (316) 3/16" | (38) 3/8"

Lengths (##): (72) 72" | (84) 84" | (96) 96"



Snow Pole Decals

RDSNOWGZDV(XX)

(WL) Water Line
(SM) Survey Marker
(TC) Telephone Cable
(WM) Water Meter
(SFM) Sewage Force Main
(GS) Gas Service
(B) Boundary
(CU) Custom Decal



Reflective Decals

Add Reflective Sheeting Decals to Ground Mount Delineators.

RPOFDGGZRS(H)(X)(####)

Colors (X):
(W) White | (Y) Yellow

Sizes (####):
(0303) 3" x 3" | (0306) 3" x 6"
(0309) 3" x 9" | (0312) 3" x 12"

Reflective Sheeting:
(H) High Intensity Prismatic



Installation and Removal Tools Also Available. Call for Details.

PAVEMENT MARKINGS



Choose from one of the 3 most popular Tubular Markers



- ◆ **RPOFDSNTM236WH2W**
White Body/White Sheeting
- ◆ **RPOFDSNTM236WH2Y**
White Body/Yellow Sheeting
- ◆ **RPOFDSNTM236YE2Y**
Yellow Body/Yellow Sheeting

Standard Features:

Surface Mount Base w/One Pin System, 2.25" OD tube, 36" tall Marker and 2 HIP reflective bands.

Option: use one of our Easy Order Checklists found below to customize your order.

Tubular Markers and Tube Delineators are highly visible day or night, remain flexible at extreme temperatures, and return upright after impact. Approved by most state DOT's.



Ground Mount Tube Delineator



Surface Mount Tube Delineator



Ground Mount Tubular Marker



Surface Mount Tubular Marker

Easy Order Checklist - Standard Options

Follow the steps below to build your own standard tubular marker or tube delineator to suit your specific needs.

STEP 1 Choose a Mounting Style

- Ground Mount Base** - 2-Part System: 1. Drivable Ground Anchor and 2. Replaceable Flex Delineator
- Surface Mount Base** - One Pin System: Simple installation base is included with replaceable tube for low maintenance cost.

STEP 2 Choose a Tube Style

- Tubular Marker** - 2.25" OD tube for use as a channelizing device. Comes with 2 HIP reflective stripes.
- Tubular Marker** - 3" OD tube for use as a channelizing device. Comes with 2 HIP reflective stripes. (available in 36" height only)
- Tube Delineator** - 2.25" OD tube for use as a delineator. Comes with 3" x 12" HIP reflective decals.

STEP 3 Choose a Height

Height: 36" 42" 48"

STEP 4 Choose a Tube Color

Body Color: White Yellow Orange

STEP 5 Choose HIP Reflective Color

Tube Delineators

- Side 1: White Yellow
Side 2: NONE White Yellow

Tubular Markers

- 2 Bands: White Yellow

In accordance with MUTCD Tubular Markers versus Tube Delineators

Delineator: a retroreflective device mounted on the roadway surface or at the side of the roadway in a series to indicate the alignment of the roadway, especially at night or in adverse weather.

Tubular Markers may be effectively used for emphasis of pavement marking patterns including • opposing lane dividers of traffic • dividing traffic when two or more lanes are kept open in the same direction • channelizing traffic in exit only applications • urban turn restrictions • indicating changes of alignment in the roadway • delineating edge of pavement drop off where space limitations do not allow the use of larger systems.

- ◆ Shall be made of a material that can be struck without causing vehicle damage.
- ◆ Day and low speed roadways (40 MPH or less). Requirements: 18" minimum height with at least (1) one 3" retro-reflective stripe.
- ◆ Night and high speed roadways (45 MPH or higher) Requirements: 28" minimum height with (2) two retro-reflective stripes that are between 2" - 3" wide.
- ◆ Channelizer Stripes shall begin 2" from the top and have 2" - 6" between stripes
- ◆ Marker Tube Diameter shall be a minimum of 2" with 2" - 3" outside diameters being the most common.
- ◆ Tubular Markers shall have permanently affixed bases or have weighted portable bases.
- ◆ Lane separators shall be crashworthy.
- ◆ In TTC work zones, Tubular Markers should only be used where space restrictions do not allow more visible devices.

Helpful Hint:


- ◆ White Reflective Sheeting separates same direction traffic flow or supplements right edge white lines.
- ◆ Yellow Reflective Sheeting separates opposite direction traffic flow or supplements left edge yellow lines.

Tubular Markers & Tube Delineators



Patented reactive spring system allows markers to withstand multiple impacts. The premium level of durability translates into an extended life cycle, decreased product maintenance costs, and reduced labor/personnel service demands.

IMPACT recovery SYSTEMS™



Tube Delineators

Tubular Markers

PART 2: Easy Order Checklist - Mounting Bases



PART 1: Easy Order Checklist - Premium Tops

Follow the steps below to **build your own multi-purpose premium tubular marker or tube delineator** to suit your specific needs.

STEP 1 Choose a Tube Style

- Tubular Marker** - 2.375" OD tube for use as a channelizing device. Short squeezed top keeps out weather and debris. Comes with 2 bands of HIP reflective stripes.
- Tube Delineator** - 2.375" OD tube is flattened into a long squeezed top for use as a delineator. Comes with 1 or 2, 3" x 12" HIP reflective decals.

NOTE: The 2.375" Multi-Purpose Post is most commonly used with 3" and 4" Tuff Post also available.

STEP 2 Choose a Height

Height: 36" 48"

STEP 3 Choose a Tube Color

Body Color: White Yellow Orange

STEP 4 Choose a Reflective Color

Tube Delineators

Side 1: White Yellow Orange

Side 2: NONE White Yellow Orange

Tubular Markers

2 Bands: White Yellow

Orange

STEP 5 Choose a Mounting Style

Mounting Style: Quarter Turn Drivable



Features Impact Recovery System's exclusive patented, anti-twist reactive spring system.



Bases & Accessories for Quarter Turn Mounting Style

- Quarter Turn Base** - Black Surface Mount
- Portable One Base** - 100% Recycled Rubber
- Anchor Kit** includes 4 lag screws (installs 1 base)
See Marker Adhesives on page 105 for alternate anchor systems.
- Quarter Turn Replacement Pin**
- Quarter Turn Lane Separator** - 40" long
Curb Style: Tuff Curb Tuff Curb XLP
Body Color: White Yellow
Reflectors: 2-Way Red/White 1 Way White
 2-Way White/White 2-Way Yellow/Yellow
- Lane Separator Tuff Curb End Cap** - 18" long
Body Color: White Yellow

Bases for Drivable Mounting Style

- Drivable Base** - Ground Mount

PAVEMENT MARKINGS

Custom Products Corporation

P.O. Box 54091
Jackson, MS 39288-4091
www.cpcsigns.com

PRST STD
U.S. Postage
PAID
Custom Products
Corporation



CATALOG #19 - 2026

Leave an Impression with a Comprehensive Branding Program



CPC offers a robust line of products and services to help you develop and implement your own comprehensive branding program from your smallest and simplest to your largest and most complex sign.

See pages 30-31.



Custom Street Name Packages
See pages 34-45.

2023 MUTCD 11th Edition

The 11th edition of the MUTCD was released in December of 2023. There is an ongoing release of sign drawings to the 2024 SHS (Standard Highway Signs Publication). To purchase the most up to date signs in the 2023 MUTCD, visit www.cpcsigns.com. CPC is continually updating our website as the FEDS release new drawings to the 2024 SHS!



U.S. Department of Transportation
Federal Highway Administration

Mail:
P.O. Box 54091
Jackson, MS 39288-4091

Shipping:
1120 Flowood Dr.
Jackson, MS 39232

EMAIL
sales@cpcsigns.com



Sales:
1-800-367-1492 (Voice)
1-601-932-5854 (Voice)
1-800-206-3444 (Fax)
1-601-932-7178 (Fax)

find us on social media



WEBSITE
www.cpcsigns.com